

Excellent Integrated System Limited

Stocking Distributor

Click to view price, real time Inventory, Delivery & Lifecycle Information:

[FCI](#)

[84501-101LF](#)

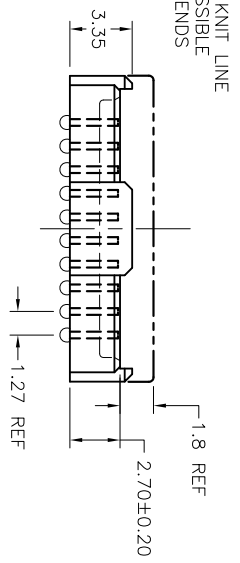
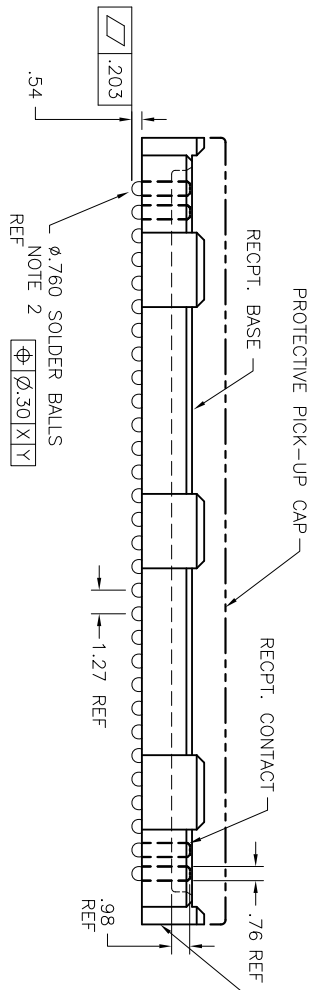
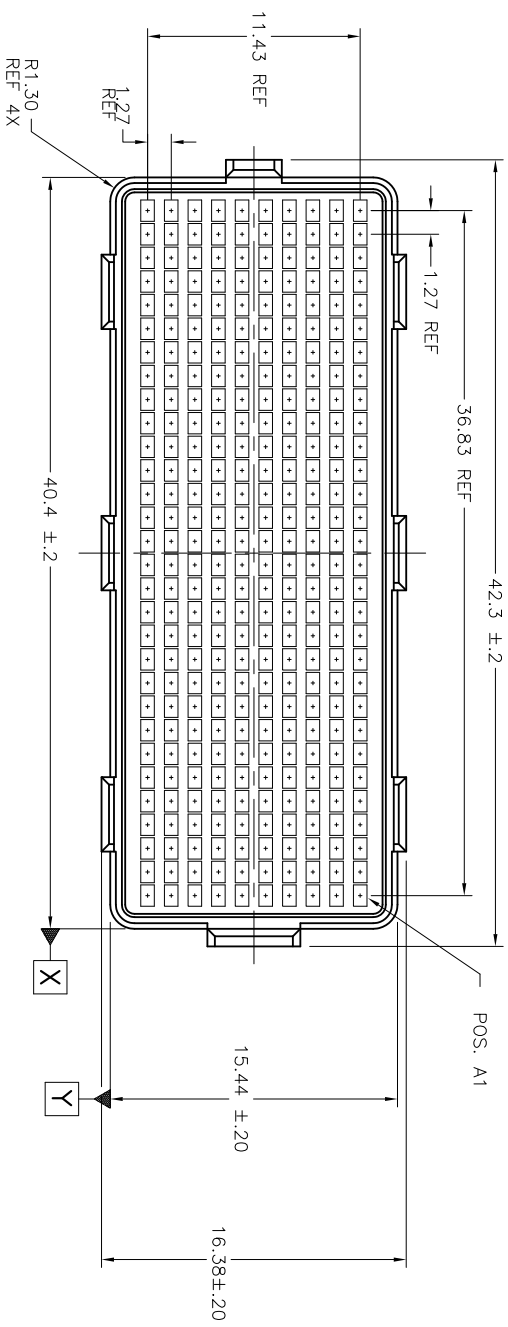
For any questions, you can email us directly:

sales@integrated-circuit.com

PRODUCT NUMBER
SEE TABLE



FCI
FCIconnect.com



mat'l. code		surface		tolerance		projection		product family	
SEE NOTE 1		ASME Y14.5		ASME Y14.5		MM		MEG-ARRAY	
lit	ecm no	qtr	date	angles	leg	scale	title	4mm RECEPTACLE ASSEMBLY	
K	V06-0560	LP	2006-07-18	XX-3	XX-18	3:1	10 X 30 = 300 POS.		
L	V11-0028	HTB	2014-04-02	0 ±.2	XXX-051		sheet 1 of 4		
M	V-012333	RE	2012-07-30				size A4		
N	V-13453	DOH	2012-11-14				CUSTOMER Drawing		
P	V-13453	DOH	2012-02-06						
R	V-18087	DOH	2014-05-25						
Sheet	Revision	R	R	R	R	R			
Index	Sheet	1	2	3	4				

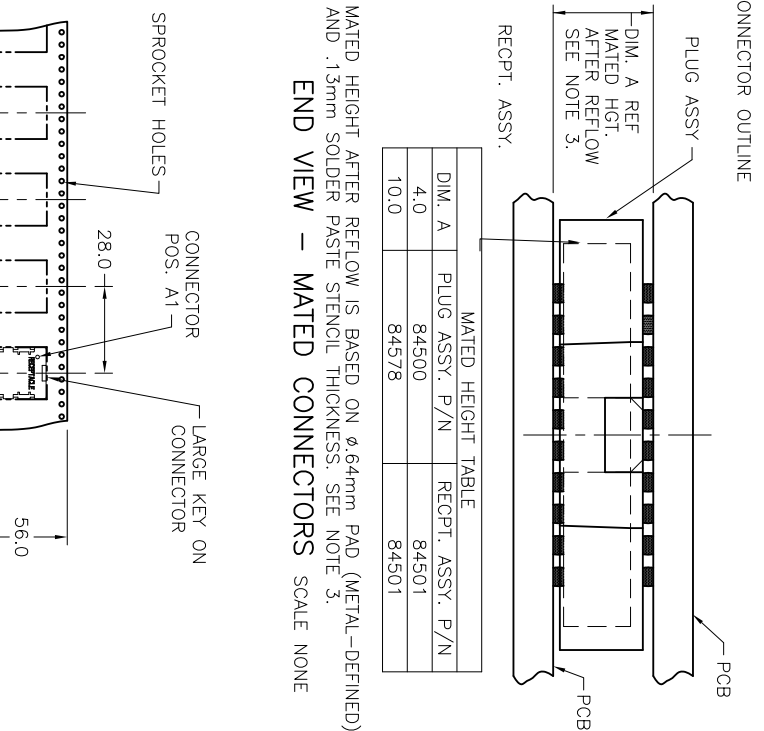
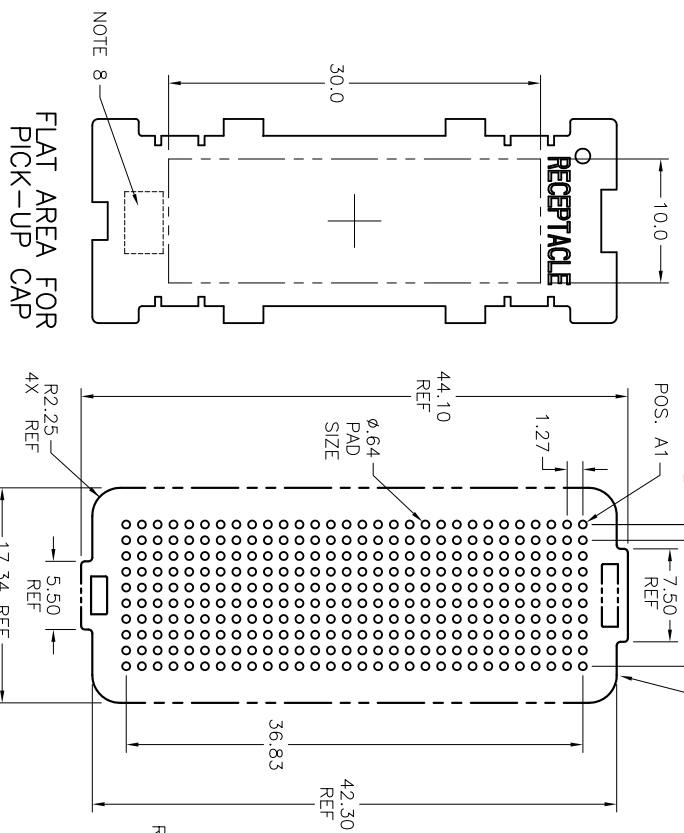
form: AmmXlc

1 2 3 4

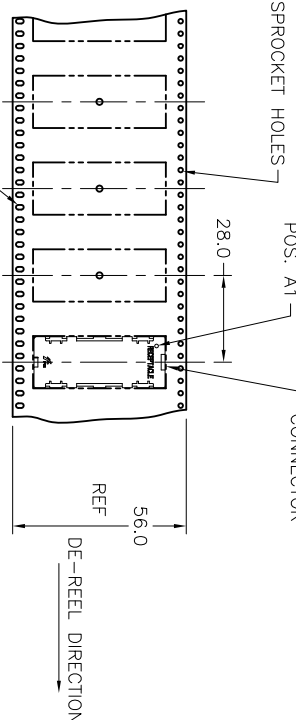
B



PRODUCT NUMBER
SEE TABLE



MATED HEIGHT AFTER REFLOW IS BASED ON ϕ 64mm PAD (METAL-DEFINED) AND .13mm SOLDER PASTE STENCIL THICKNESS. SEE NOTE 3.
 END VIEW — MATED CONNECTORS SCALE NONE



ELONGATED SPROCKET HOLES
 ROUND SPROCKET HOLES
 TAP & REEL PACKAGING
 PER EIA 481-3
 SCALE NONE

mat'l. code		surface		projection		product family	
SEE NOTE 1		ASME Y14.5		ASME Y14.5		MEG-ARRAY	
titl	ecm no	qtr	date	tolerances unless otherwise specified	angles	scale	title
R				X-3	X-3	2:1	4mm RECEPTACLE ASSEMBLY
				0 ±.2	XXX*05		10 X 30 = 300 POS.
				engr D. WAUGHEN	998-2-6		sheet 2 of 4
				engr D. HARPER	998-2-6		size
				chn D. HARPER	998-2-6		A4
				appd D. HARPER	998-2-6		CUSTOMER Drawing
steel	revision						
index	sheet						

form: AmmXlc 1 2 3 4



PRODUCT NUMBER	PICK-UP CAP (NATURAL OR BLACK IN COLOR)	CONTACT PLATING AND THICKNESS	SOLDER BALL	NOTES
84501-001	YES	15µ" (.38µm) Au	SnPb	
84501-001LF	YES	15µ" (.38µm) Au	LEAD FREE	6
84501-091	YES	15µ" (.38µm) GXT	SnPb	
84501-091LF	YES	15µ" (.38µm) GXT	LEAD FREE	6
84501-093LF	YES	15µ" (.38µm) GXT	LEAD FREE	6, 11
84501-101	YES	30µ" (.76µm) Au	SnPb	
84501-101LF	YES	30µ" (.76µm) Au	LEAD FREE	6
84501-191	YES	30µ" (.76µm) GXT	SnPb	
84501-191LF	YES	30µ" (.76µm) GXT	LEAD FREE	6
84501-201	YES	50µ" (1.27µm) Au SPECIAL	SnPb	4
84501-201LF	YES	50µ" (1.27µm) Au SPECIAL	LEAD FREE	4 AND 6
84501-291	YES	50µ" (1.27µm) GXT SPECIAL	SnPb	4
84501-291LF	YES	50µ" (1.27µm) GXT SPECIAL	LEAD FREE	4 AND 6
84501-A01	YES	30µ" (.76µm) Au SPECIAL	SnPb	7
84501-A01LF	YES	30µ" (.76µm) Au SPECIAL	LEAD FREE	6 & 7
84501-301	YES	15µ" (.38µm) Au SPECIAL	SnPb	7
84501-301LF	YES	15µ" (.38µm) Au SPECIAL	LEAD FREE	6 & 7
84501-401	YES	30µ" (.76µm) Au SPECIAL	SnPb	7
84501-401LF	YES	30µ" (.76µm) Au SPECIAL	LEAD FREE	6 & 7
84501-501	YES	Au SPECIAL	SnPb	4 & 7
84501-501LF	YES	Au SPECIAL	LEAD FREE	4, 6 & 7

mat'l. code	SEE NOTE 1	surface	ASME Y14.5	tolerance	ASME Y14.5	projection	product family	MEG-ARRAY
lit	ecm no	dr	date	tolerances unless otherwise specified	angles	mm	title	4mm RECEPTACLE ASSEMBLY
R				0 ±.2'	xxx*.05'	scale 2:1	dwg no	84501
				engr D. WAUGHEN 1998-12-16	appr D. HARPER 1998-12-16		sheet 3 of 4	A4
				engr D. HARPER 1998-12-16	appr D. HARPER 1998-12-16		CUSTOMER Drawing	
				steel	revision			
				index	sheet			

10mm ArrayMxK 1 2 3 4





Copyright FCI

FCI
fciconnect.com

NOTES:

- ① MATERIAL
HOUSING: LCP
CONTACT: COPPER ALLOY
PLATING
CONTACT: (SEE TABLE ON SHEET3)
SOLDER BALL: (SEE TABLE ON SHEET3)
EUTECTIC SnPb OR LEAD FREE
95.5Sn/44Ag/0.5Cu
- ② SOLDER BALLS WILL NOT BE PERFECT SPHERICAL SHAPE DUE TO REFLOW ATTACHMENT.
- ③ MATED HEIGHT EFFECTED BY CUSTOMER'S PCB PAD SIZE, PLATING, SOLDER REFLOW PROFILE, & SOLDER PASTE.
- ④ PLATING FOR -2XX SERIES PRODUCT NUMBERS MEET THE REQUIREMENTS OF GR-1217-CORE, CENTRAL OFFICE ENVIRONMENT, (25 YEAR LIFE EXPECTANCY), THE CONTACTS IN THESE PRODUCT NUMBERS ALSO HAVE SPECIAL CONTACT GEOMETRY.
- ⑤ FOR PROPER APPLICATION FOLLOW FCI APPLICATION SPECIFICATION GS-20-033 LEAD FREE SOLDER BALLS WILL NOT SOLDER PROPERLY IN A LEADED SOLDER PROCESS DUE TO A HIGHER REFLOW TEMPERATURE. LEAD FREE PRODUCT IS THEREFORE NOT BACKWARDS COMPATIBLE WITH LEADED OR SOME SOLDERING APPLICATIONS. REFERENCE FCI APPLICATION SPECIFICATION.
- ⑥ THIS PRODUCT MEETS EUROPEAN UNION DIRECTIVES AND OTHER COUNTRY REGULATIONS AS DESCRIBED IN GS-47-0004 PRODUCT MEETING THIS DIRECTIVE IS IDENTIFIED IN THE LOT CODE NUMBER MARKED ON EACH PART BY HAVING AN "X" IN THE SEVENTH CHARACTER POSITION.
- ⑦ 84501-A01 AND -A01LF ARE CUSTOMER SPECIALS.

- ⑧ CURRENT COMPANY LOGO TO BE VISIBLE IN APPROXIMATE AREA SHOWN.
9. 84501-301, -301LF, -401, -401LF, -501 and -501LF ARE OBSOLETE.
10. A  SYMBOL WILL BE NEXT TO ANY DIMENSION, NEW VIEW OR NOTE WHICH HAS BEEN MODIFIED WITH THE CURRENT DRAWING REVISION
- ⑪ 84501-093LF HAS A SPECIAL CAP 

mat'l. code	SEE NOTE 1	surface	ASME Y14.5	tolerance	ASME Y14.5	projection	product family
lit	ecm no	dr	date	tolerances unless otherwise specified	angles	MM	MEG-ARRAY
R				0 ±Z'	XX-18	scale 2:1	4mm RECEPTACLE ASSEMBLY
				DR	XXX*051		10 X 30 = 300 POS.
				engr	D. WAUGHEN		sheet 4 of 4
				chn	D. HARPER		size
				appd	D. HARPER		A4
steel	revision						CUSTOMER Drawing
index	sheet						

10mm Annular

1 2

3

4