

## Excellent Integrated System Limited

Stocking Distributor

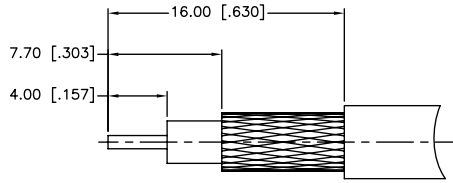
Click to view price, real time Inventory, Delivery & Lifecycle Information:

[Amphenol RF](#)  
[172100](#)

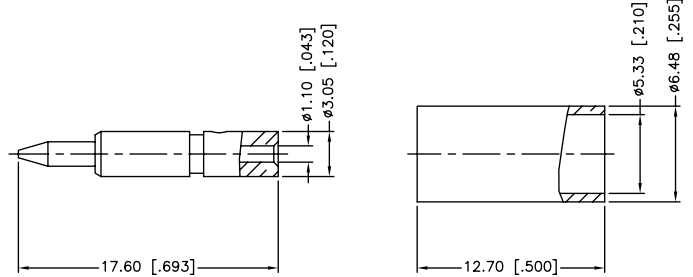
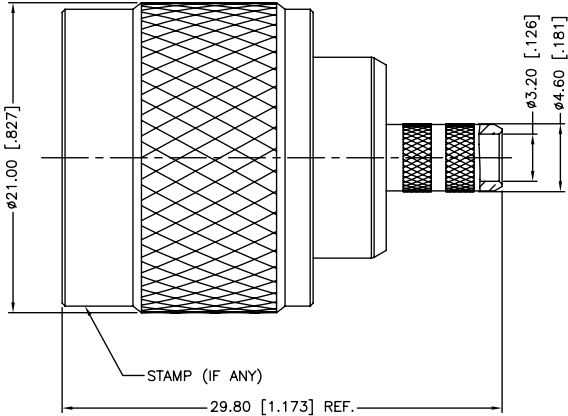
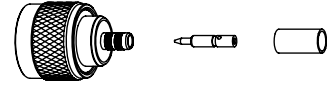
For any questions, you can email us directly:

[sales@integrated-circuit.com](mailto:sales@integrated-circuit.com)

REV.	DATE	ECR NO.	DESCRIPTION
A	02/02/12	2277	ADD NOTES



RECOMMENDED  
CABLE STRIPPING DIM'S



1. IMPEDANCE: 50 OHM
2. FREQUENCY RANGE: DC-11 GHz
3. VSWR: 1.3 MAX. @ 0 - 11 GHz
4. DIELECTRIC WITHSTANDING VOLTAGE: 2500 VRMS, MIN.
5. DURABILITY: 500 CYCLES MIN.
6. TEMPERATURE RANGE: -65°C TO +165°C
7. CRIMPED FERRULE:  
HEX. CRIMP SIZE .213"
8. CRIMPED CONTACT PIN OR SOLDER  
HEX. CRIMP SIZE .100"

QTY	DESCRIPTION	MATERIAL	FINISH
1	FERRULE	COPPER	NEXCOTE
1	CONTACT PIN	BRASS	GOLD
1	RETAINER RING	SUS 304	NATURAL
1	GASKET	SILICONE	RED
1	INSULATOR	PTFE	NATURAL
1	BARREL	BRASS	NEXCOTE
1	BODY	BRASS	NEXCOTE
1	SHELL	BRASS	NEXCOTE

UNLESS OTHERWISE SPECIFIED DIMENSIONS ARE IN MILLIMETERS. DIMENSIONS IN [ ] ARE IN INCHES AND FOR CUSTOMER REFERENCE ONLY.

UNLESS OTHERWISE SPECIFIED TOLERANCES FOR MILLIMETERS ARE:  
 0.5 - 8mm ± 0.20mm  
 8 - 30mm ± 0.40mm  
 30 - 120mm ± 0.50mm

UNLESS OTHERWISE SPECIFIED TOLERANCES FOR INCHES ARE:  
 .020 - .315 = ± 0.007"  
 .315 - 1.180 = ± 0.015"  
 1.180 - 4.724 = ± 0.020"

DO NOT SCALE DRAWING

APPROVALS	DATE
DRAWN M.ZHANG	02/02/12
CHECKED	
ISSUED	
SHEET 1 OF 1	
CAD FILE C:/CONNEX/172100.DWG	

<b>Amphenol Connex</b>			
N CRIMP PLUG (FOR RG-58C/U CABLE)			
PART NO. 172100			
REV. A	SIZE A	SCALE	NA