

## Excellent Integrated System Limited

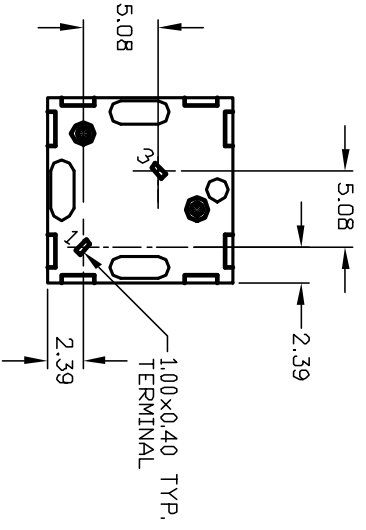
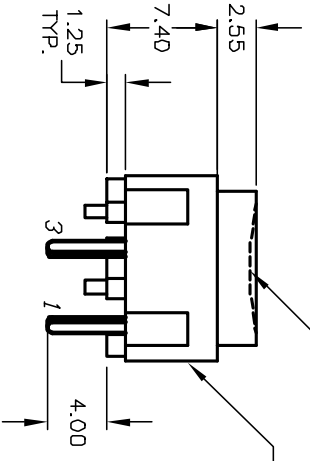
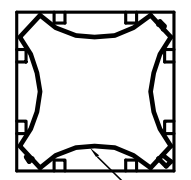
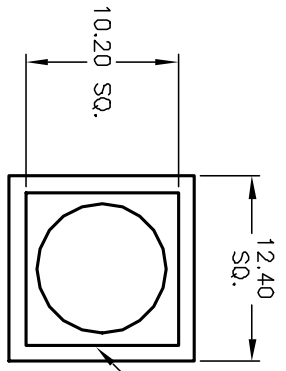
Stocking Distributor

Click to view price, real time Inventory, Delivery & Lifecycle Information:

[E-Switch](#)  
[320E11WHT](#)

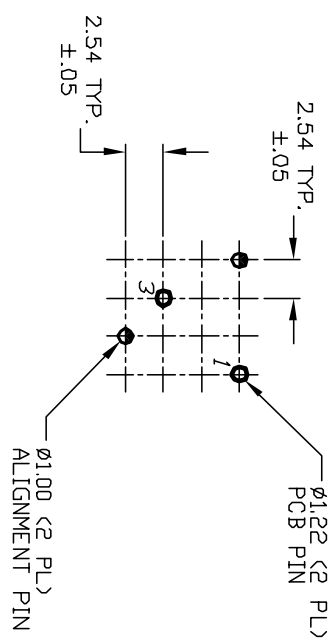
For any questions, you can email us directly:

[sales@integrated-circuit.com](mailto:sales@integrated-circuit.com)

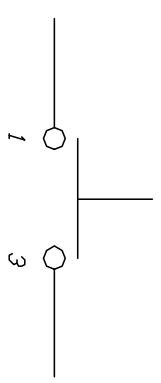


W/ FINGER RECESS  
320 E1-1 BODY (B01ME11)  
SHOWN CAP REMOVED  
320 E1-1 CONTACT (B050001)

TOP VIEW - SHOW ORIENTATION OF LEGENDS  
IN RESPECT TO THE PCB PIN TERMINALS.



RECOMMENDED P.C.B. LAYOUT



CIRCUIT: SPST  
CONTACT CONFIGURATION

- NOTES:
1. ALL DIMENSIONS IN MM
  2. GENERAL TOLERANCE: X.X=±0.4  
X.XX=±0.25
  3. TERMINAL NO.'S FOR REFERENCE ONLY.
  4. RATING: 25mA, @50VDC
  5. OPERATING FORCE: 120gf
  6. TRAVEL TO MAKE: 0.7mm

**E-SWITCH®**

320 E1-1 WHT

REV.	ECN No.	DESCRIPTION	DATE	CHKD
A	11867	RELEASED FOR PRODUCTION	12/17/01	CJB
THE INFORMATION CONTAINED IN THIS DOCUMENT IS PROPRIETARY TO E-SWITCH AND IS NOT TO BE COPIED OR TRANSMITTED				

TITLE	SCALE	DATE	DR	DWG	REV
320 E1-1 WHT	2:1	12/17/01	CJB	XB0099P	A