

## Excellent Integrated System Limited

Stocking Distributor

Click to view price, real time Inventory, Delivery & Lifecycle Information:

[Fairchild Semiconductor](#)

[MMBT3906K](#)

For any questions, you can email us directly:

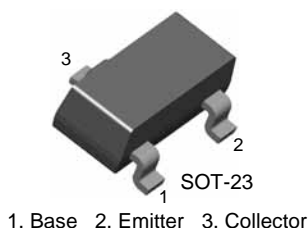
[sales@integrated-circuit.com](mailto:sales@integrated-circuit.com)

**FAIRCHILD**  
SEMICONDUCTOR®

# MMBT3906K

## PNP Epitaxial Silicon Transistor

### General Purpose Transistor



### Absolute Maximum Ratings T<sub>a</sub> = 25°C unless otherwise noted

Symbol	Parameter	Value	Units
V <sub>CBO</sub>	Collector-Base Voltage	-40	V
V <sub>CEO</sub>	Collector-Emitter Voltage	-40	V
V <sub>EBO</sub>	Emitter-Base Voltage	-5	V
I <sub>C</sub>	Collector Current	-200	mA
P <sub>C</sub>	Collector Power Dissipation	350	mW
T <sub>J</sub> , T <sub>STG</sub>	Operating Junction and Storage Temperature Range	-55 ~ 150	°C

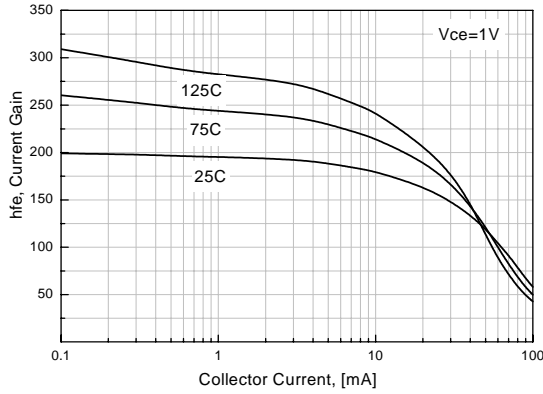
### Electrical Characteristics T<sub>a</sub> = 25°C unless otherwise noted

Symbol	Parameter	Test Condition	Min.	Max.	Units
BV <sub>CBO</sub>	Collector-Base Breakdown Voltage	I <sub>C</sub> = -10μA, I <sub>E</sub> = 0	-40		V
BV <sub>CEO</sub>	Collector-Emitter Breakdown Voltage *	I <sub>C</sub> = -1.0mA, I <sub>B</sub> = 0	-40		V
BV <sub>EBO</sub>	Emitter-Base Breakdown Voltage	I <sub>E</sub> = 10μA, I <sub>C</sub> = 0	-5		V
I <sub>CEX</sub>	Collector Cut-off Current	V <sub>CE</sub> = -30V, V <sub>EB</sub> = -3V		-50	nA
h <sub>FE</sub>	DC Current Gain *	V <sub>CE</sub> = -1V, I <sub>C</sub> = -0.1mA V <sub>CE</sub> = -1V, I <sub>C</sub> = -1mA V <sub>CE</sub> = -1V, I <sub>C</sub> = -10mA V <sub>CE</sub> = -1V, I <sub>C</sub> = -50mA V <sub>CE</sub> = -1V, I <sub>C</sub> = -100mA	60 80 100 60 30	300	
V <sub>CE</sub> (sat)	Collector-Emitter Saturation Voltage *	I <sub>C</sub> = -10mA, I <sub>B</sub> = -1mA I <sub>C</sub> = -50mA, I <sub>B</sub> = -5.0mA		-0.25 -0.4	V V
V <sub>BE</sub> (sat)	Base-Emitter Saturation Voltage *	I <sub>C</sub> = -10mA, I <sub>B</sub> = -1.0mA I <sub>C</sub> = -50mA, I <sub>B</sub> = -5.0mA	-0.65	-0.85 -0.95	V V
f <sub>T</sub>	Current Gain Bandwidth Product	I <sub>C</sub> = -10mA, V <sub>CE</sub> = -20V, f = 100MHz	250		MHz
C <sub>ob</sub>	Output Capacitance	V <sub>CB</sub> = -5V, I <sub>E</sub> = 0, f = 1.0MHz		4.5	pF
NF	Noise Figure	I <sub>C</sub> = -100μA, V <sub>CE</sub> = -5V, R <sub>S</sub> = 1KΩ f = 10Hz to 15.7KHz		4	dB
t <sub>ON</sub>	Turn On Time	V <sub>CC</sub> = -3V, V <sub>BE</sub> = -0.5V I <sub>C</sub> = -10mA, I <sub>B1</sub> = -1mA		70	ns
t <sub>OFF</sub>	Turn Off Time	V <sub>CC</sub> = -3V, I <sub>C</sub> = -10mA, I <sub>B1</sub> = I <sub>B2</sub> = -1mA		300	ns

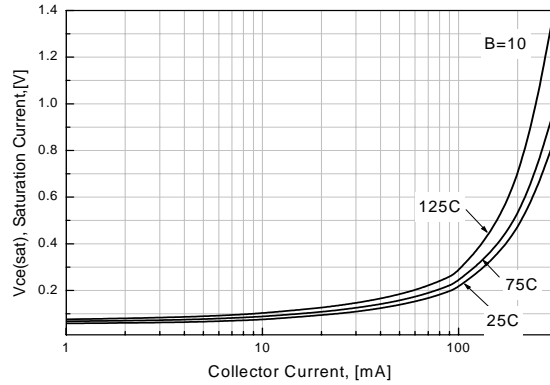
\* Pulse Test: Pulse Width ≤ 300μs, Duty Cycle ≤ 2%

**Typical Performance Characteristics**

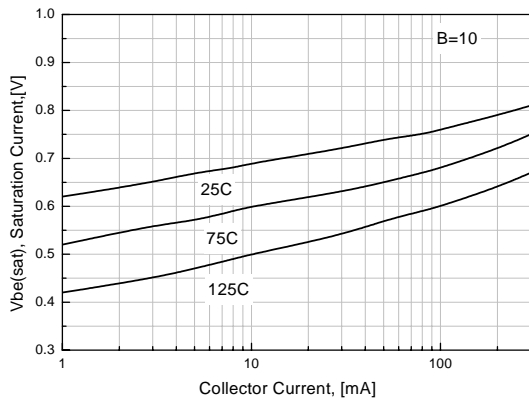
**Figure 1. DC current Gain**



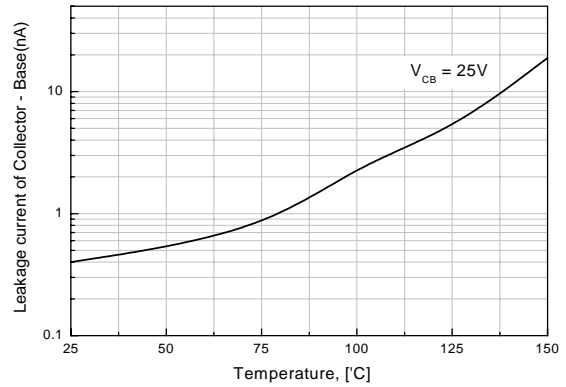
**Figure 2. Collector-Emitter Saturation Voltage**



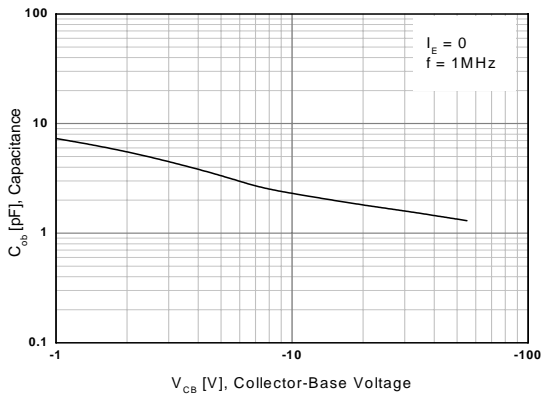
**Figure 3. Base-Emitter Saturation Voltage**



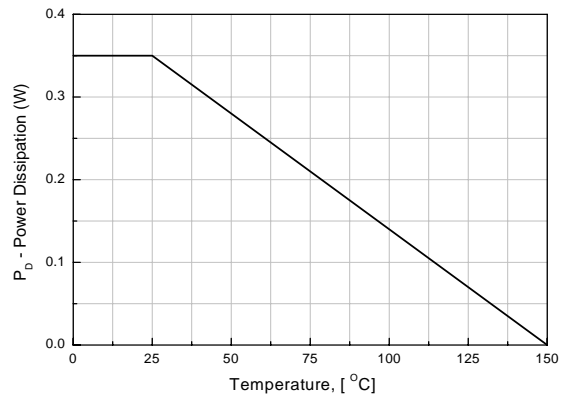
**Figure 4. Collector - Base Leakage Current**



**Figure 5. Output Capacitance**

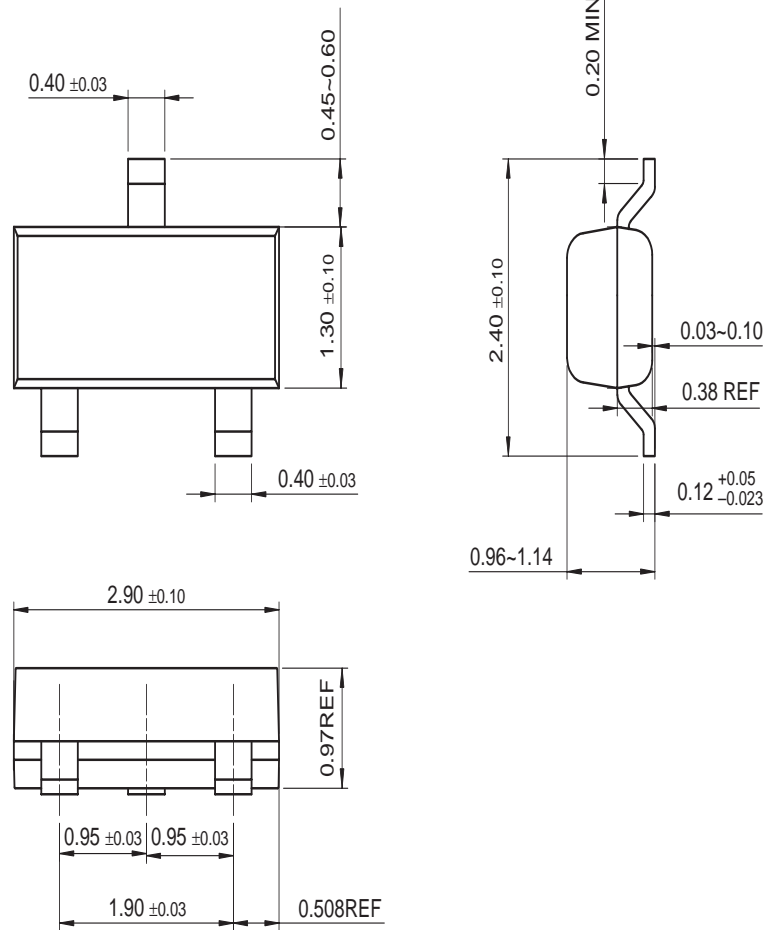


**Figure 6. Power Dissipation vs Ambient Temperature**



**Mechanical Dimensions**

**SOT-23**



Dimensions in Millimeters

### TRADEMARKS

The following are registered and unregistered trademarks Fairchild Semiconductor owns or is authorized to use and is not intended to be an exhaustive list of all such trademarks.

ACEx™	FAST®	ISOPLANAR™	PowerSaver™	SuperSOT™-6
ActiveArray™	FASTr™	LittleFET™	PowerTrench®	SuperSOT™-8
Bottomless™	FPST™	MICROCOUPLER™	QFET®	SyncFET™
Build it Now™	FRFET™	MicroFET™	QS™	TinyLogic®
CoolFET™	GlobalOptoisolator™	MicroPak™	QT Optoelectronics™	TINYOPTO™
CROSSVOLT™	GTO™	MICROWIRE™	Quiet Series™	TruTranslation™
DOVE™	HiSeC™	MSX™	RapidConfigure™	UHC™
EcoSPARK™	I <sup>2</sup> C™	MSXPro™	RapidConnect™	UltraFET®
E <sup>2</sup> CMOS™	i-Lo™	OCX™	μSerDes™	UniFET™
EnSigna™	ImpliedDisconnect™	OCXPro™	ScalarPump™	VCX™
FACT™	IntelliMAX™	OPTOLOGIC®	SILENT SWITCHER®	Wire™
FACT Quiet Series™		OPTOPLANAR™	SMART START™	
Across the board. Around the world.™		PACMAN™	SPM™	
The Power Franchise®		POPT™	Stealth™	
Programmable Active Droop™		Power247™	SuperFET™	
		PowerEdge™	SuperSOT™-3	

### DISCLAIMER

FAIRCHILD SEMICONDUCTOR RESERVES THE RIGHT TO MAKE CHANGES WITHOUT FURTHER NOTICE TO ANY PRODUCTS HEREIN TO IMPROVE RELIABILITY, FUNCTION OR DESIGN. FAIRCHILD DOES NOT ASSUME ANY LIABILITY ARISING OUT OF THE APPLICATION OR USE OF ANY PRODUCT OR CIRCUIT DESCRIBED HEREIN; NEITHER DOES IT CONVEY ANY LICENSE UNDER ITS PATENT RIGHTS, NOR THE RIGHTS OF OTHERS.

### LIFE SUPPORT POLICY

FAIRCHILD'S PRODUCTS ARE NOT AUTHORIZED FOR USE AS CRITICAL COMPONENTS IN LIFE SUPPORT DEVICES OR SYSTEMS WITHOUT THE EXPRESS WRITTEN APPROVAL OF FAIRCHILD SEMICONDUCTOR CORPORATION.

As used herein:

- Life support devices or systems are devices or systems which, (a) are intended for surgical implant into the body, or (b) support or sustain life, or (c) whose failure to perform when properly used in accordance with instructions for use provided in the labeling, can be reasonably expected to result in significant injury to the user.
- A critical component is any component of a life support device or system whose failure to perform can be reasonably expected to cause the failure of the life support device or system, or to affect its safety or effectiveness.

### PRODUCT STATUS DEFINITIONS

#### Definition of Terms

Datasheet Identification	Product Status	Definition
Advance Information	Formative or In Design	This datasheet contains the design specifications for product development. Specifications may change in any manner without notice.
Preliminary	First Production	This datasheet contains preliminary data, and supplementary data will be published at a later date. Fairchild Semiconductor reserves the right to make changes at any time without notice in order to improve design.
No Identification Needed	Full Production	This datasheet contains final specifications. Fairchild Semiconductor reserves the right to make changes at any time without notice in order to improve design.
Obsolete	Not In Production	This datasheet contains specifications on a product that has been discontinued by Fairchild semiconductor. The datasheet is printed for reference information only.

Rev. I17