

Excellent Integrated System Limited

Stocking Distributor

Click to view price, real time Inventory, Delivery & Lifecycle Information:

[TE Connectivity AMP Connectors](#)
[558344-1](#)

For any questions, you can email us directly:

sales@integrated-circuit.com



Distributor of TE Connectivity AMP Connectors: Excellent Integrated System Limited
 Datasheet of 558344-1 - CONN MOD JACK 8P8C R/A SHIELDED

4

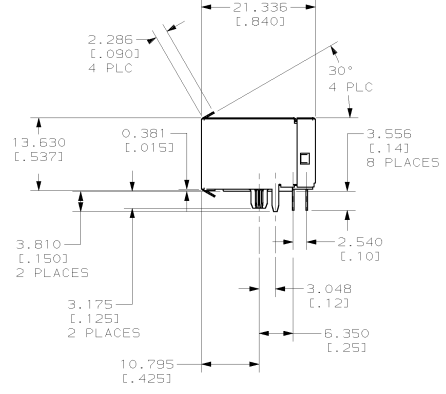
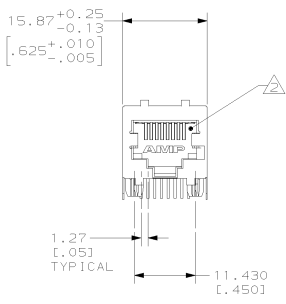
3

2

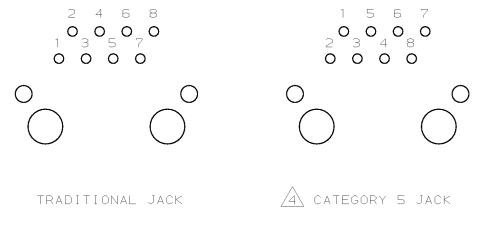
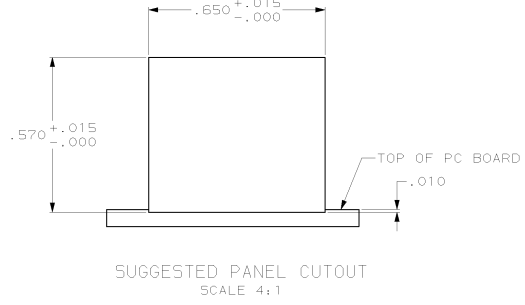
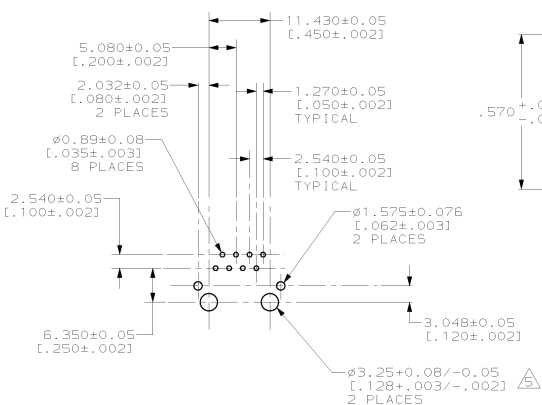
1

THIS DRAWING IS UNREVISED.
 (C) COPYRIGHT 19 BY AMP INCORPORATED. ALL RIGHTS RESERVED.

LOC	QTY	REV	DESCRIPTION	DATE	BY	APP
AA	22	D	REV; EC 067A-0191-98	29JAN99	DL	CHB



- ⚠ MATERIAL: HOUSING PCT POLYESTER, BLACK, IR COMPATIBLE, UL 94V-0. TERMINALS - 0.33[0.013] THICK PHOS BRONZE PLATED WITH 1.27µm[0.00050] MINIMUM THICK HARD GOLD IN LOCALIZED AREA AND 3.81µm[0.00150] MINIMUM THICK TIN-LEAD IN SOLDER AREA OVER 1.27µm[0.00050] MINIMUM THICK NICKEL UNDERPLATE. SHIELDS - 0.254[0.010] THICK COPPER ALLOY PLATED WITH 2.03µm[0.00080] MINIMUM TIN-LEAD OVER 2.54µm[0.00100] MINIMUM COPPER.
- ⚠ JACK CAVITY CONFORMS TO FCC RULES AND REGULATIONS, PART 68 SUBPART F.
- 3. ALL DIMENSIONS SHOWN ARE NOMINAL UNLESS OTHERWISE SPECIFIED.
- ⚠ CAUTION: CATEGORY 5 JACK SOLDER TAIL POSITIONS DO NOT FOLLOW SAME NUMBER SEQUENCE AS THAT OF TRADITIONAL JACKS.
- ⚠ USE #30 DRILL BIT OR 3.25mm DRILL BIT WHEN PRODUCING THESE PCB HOLES.



SUGGESTED PC BOARD LAYOUT
 COMPONENT SIDE

SUGGESTED PANEL CUTOUT
 SCALE 4:1

558344-1
 PART NUMBER

<small>THIS DRAWING IS UNREVISED UNLESS INDICATED OTHERWISE. IT IS SUBJECT TO CHANGE AND THE CUSTOMER'S DRAWING MANUFACTURER SHOULD BE CONTACTED FOR THE LATEST PARTIAL.</small>		DWG: T. PLITTS 2-2-94 FOR: B. FOX 2-16-94 BY: B. FOX 2-16-94	AMP AMP Incorporated Harrisburg, PA 17105-3608
DIMENSIONS: mm [INCHES]	TOLERANCES UNLESS OTHERWISE SPECIFIED: 1 PLC ±.010 2 PLC ±0.254(-.011) ±0.127(-.005) 3 PLC ±.015 4 PLC ±.015	PRODUCT SPEC: 108-1163 APPLICATION SPEC: 114-204B HEIGHT: -	SIZE: MODULAR JACK ASSEMBLY, 8 POSITION, RIGHT ANGLE, LOW PROFILE, SHIELDED, PANEL GROUND, CATEGORY 5 CASE CODE: A2 DRAWING NO: 00779 558344
MATERIAL:	FINISH:	CUSTOMER DRAWING	SCALE: 2:1 SHEET 1 OF 1 REV 0

558344

A