

Excellent Integrated System Limited

Stocking Distributor

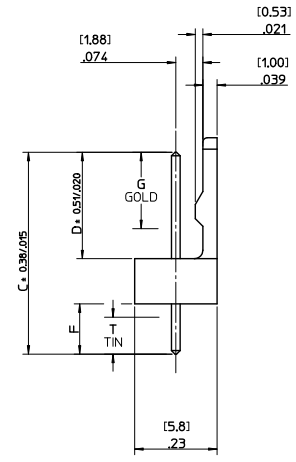
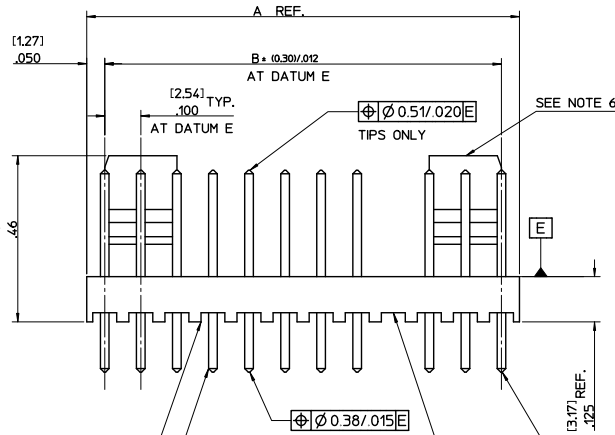
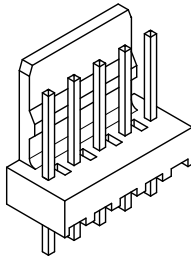
Click to view price, real time Inventory, Delivery & Lifecycle Information:

[Molex Connector Corporation](#)
[0022272071](#)

For any questions, you can email us directly:

sales@integrated-circuit.com

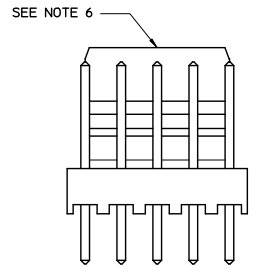
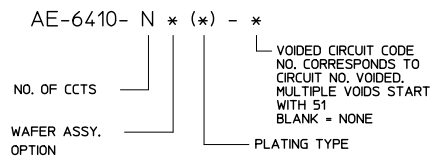
NO. OF CCTS	DIMN. "A"	DIMN. "B"
2	(5.08) .200	(2.54) .100
3	(7.62) .300	(5.08) .200
4	(10.16) .400	(7.62) .300
5	(12.70) .500	(10.16) .400
6	(15.24) .600	(12.70) .500
7	(17.78) .700	(15.24) .600
8	(20.32) .800	(17.78) .700
9	(22.86) .900	(20.32) .800
10	(25.40) 1.000	(22.86) .900
11	(27.94) 1.100	(25.40) 1.000
12	(30.48) 1.200	(27.94) 1.100
13	(33.02) 1.300	(30.48) 1.200
14	(35.56) 1.400	(33.02) 1.300
15	(38.10) 1.500	(35.56) 1.400
16	(40.64) 1.600	(38.10) 1.500



0.64/.025 SQ. PIN BRASS

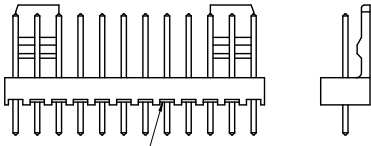
NOTES:

1. WAFFER MATERIAL: NYLON, UL94V-0, PIN MATERIAL: BRASS
2. FINISH:
 - 154 = OVERALL TIN: 0.00254/.00100 MIN. OVER 0.00127/.000050 MIN. NICKEL
 - 197 = OVERALL REFLOWED MATTE TIN: 0.00152/.00060 MIN. OVER 0.00127/.000050 MIN. NICKEL
 - 222 = OVERALL MATTE TIN: 0.00254/.00100 MIN. OVER 0.00127/.000050 MIN. NICKEL
 - 228 = SELECT GOLD 0.00076/.000030 MIN., SELECT MATTE TIN: 0.00254/.00100 OVER 0.00127/.000050 MIN. NICKEL
 - 231 = SELECT GOLD 0.00127/.000050 MIN., SELECT MATTE TIN: 0.00254/.00100 OVER 0.00076/.000030 MIN. NICKEL
 - 241 = SELECT GOLD 0.00051/.000020 MIN., SELECT MATTE TIN: 0.00254/.00100 OVER 0.00076/.000030 MIN. NICKEL
3. THIS PART CONFORMS TO MOLEX PROD. SPEC. PS-99020-0088.
4. PACKAGING: PER PK-6410-002
5. PIN SOLDERABILITY PER MOLEX SPEC. SMES-152.
6. SINGLE RAMP ON 2-6 CCTS TWO RAMP ON 7-16 CCTS, AS SHOWN.
7. PIN PUSH OUT FORCE: 10.907 Kgf/2lbs MIN.
8. PCB THICKNESS 1.6MM
9. WAFERS STACKABLE END TO END WITH (2.54)/.100 BETWEEN END PINS
10. THIS PART CONFORMS TO CLASS B REQUIREMENTS OF COSMETIC SPECIFICATION PS-45499-002
11. CIRCUIT 1 DESIGNATION IS USED TO DEFINE VOID LOCATION. CIRCUIT 1 MAY OR MAY NOT LINE UP WITH CIRCUIT 1 ON THE MATING HOUSING.



CHANGE PLATING	REV	DESCRIPTION	QUALITY SYMBOLS	GENERAL TOLERANCES (UNLESS SPECIFIED)		DIMENSION STYLE		SCALE	DESIGN UNITS	THIRD ANGLE PROJECTION
				mm	INCH	MM/IN	MM/IN			
BC	1	CHANGE PLATING	▽=0	± .25	± .014	MM/IN	5:1	METRIC	THIRD ANGLE PROJECTION	
			▽=0	± 0.35	± .014	MM/IN	5:1	METRIC	THIRD ANGLE PROJECTION	
			▽=0	ANGULAR ± .5 °		MM/IN	5:1	METRIC	THIRD ANGLE PROJECTION	

ENG. NO.	AE-6410-NA (222)	AE-6410-NC (197)	AE-6410-NH (197)	AE-6410-NJ (197)	AE-6410-NL (154)	AE-6410-NM (154)	
DIMN. "D"	(7.50) .295	(7.14) .281	(7.49) .295	(18.80) .740	(8.58) .338	(7.62) .300	
DIMN. "C"	(14.22) / .560	(20.32) / .800	(14.98) / .590	(25.40) / 1.000	(23.88) / .940	(20.32) / .800	
DIMN. "F"	(3.56) / .140 REF	(10.00) / .394 REF	(4.32) / .170 REF	(3.43) / .135 REF	(12.13) / .477 REF	(9.53) / .375 REF	
DIMN. "G"	N/A	N/A	N/A	N/A	N/A	N/A	
DIMN. "T"	OVERALL	OVERALL	OVERALL	OVERALL	OVERALL	OVERALL	
PLATING	222	197	197	197	154	154	
NO. OF CIRCUITS	2 3 4 5 6 7 8 9 10 11 12 13 14 15 16	AE-6410-2A(222) 22-27-2021 2031 2041 2051 2061 2071 2081 2091 2101 2111 2121 2131 2141 2151 22-27-2161	AE-6410-2C(197) 38-00-6292 6293 6294 6295 6296 6297 6298 6299 6300 6301 6302 6303 6304 6305 38-00-6306	AE-6410-2H(197) 38-00-6754 H(197) NOT TOOLED H(197) 22-27-2046 H(197) NOT TOOLED H(197) NOT TOOLED H(197) NOT TOOLED H(197) NOT TOOLED H(197) NOT TOOLED H(197) NOT TOOLED H(197) NOT TOOLED H(197) NOT TOOLED H(197) NOT TOOLED H(197) NOT TOOLED H(197) NOT TOOLED H(197) NOT TOOLED	AE-6410-2J(197) NOT TOOLED J(197) NOT TOOLED J(197) 22-27-2057 J(197) NOT TOOLED J(197) 22-27-2087 J(197) NOT TOOLED J(197) NOT TOOLED J(197) NOT TOOLED J(197) NOT TOOLED J(197) NOT TOOLED J(197) NOT TOOLED J(197) NOT TOOLED J(197) NOT TOOLED J(197) NOT TOOLED J(197) NOT TOOLED	AE-6410-2L(154) NOT TOOLED L(154) 26-01-3195 L(154) NOT TOOLED L(154) NOT TOOLED L(154) NOT TOOLED L(154) NOT TOOLED L(154) NOT TOOLED L(154) NOT TOOLED L(154) NOT TOOLED L(154) NOT TOOLED L(154) NOT TOOLED L(154) NOT TOOLED L(154) NOT TOOLED L(154) NOT TOOLED L(154) NOT TOOLED L(154) NOT TOOLED	AE-6410-2M(154) NOT TOOLED M(154) 26-01-3179 M(154) NOT TOOLED M(154) NOT TOOLED M(154) NOT TOOLED M(154) NOT TOOLED M(154) NOT TOOLED M(154) NOT TOOLED M(154) NOT TOOLED M(154) NOT TOOLED M(154) NOT TOOLED M(154) NOT TOOLED M(154) NOT TOOLED M(154) NOT TOOLED M(154) NOT TOOLED M(154) NOT TOOLED



RIBS ADDED (4-16 CCTS. ONLY)
ALTERNATIVE WAFER CONFIGURATION

SEE SHEET 1 EC NO: UCP2012-1821 DRAWN BY: CHIKAKI CHECKED BY: CHIKAKI APPROVED BY: CHIKAKI DATE: 2011/12/22 DATE: 2012/01/03 DATE: 2012/02/02	QUALITY SYMBOLS 	GENERAL TOLERANCES (UNLESS SPECIFIED)		DIMENSION STYLE		SCALE	DESIGN UNITS	THIRD ANGLE PROJECTION	
				MM/IN		4:1	METRIC		
		4 PLACES ± .010		DRAWN BY: T. MAHON		DATE: 28/01/03		TITLE: WAFER, FRICTION LOCK	
		3 PLACES ± .010		CHECKED BY: BMAGUIRE		DATE: 28/01/03		KK (2.54)/.100 FOR (0.64)/.025 SQ. PINS	
2 PLACES ± 0.25 ± .014		APPROVED BY: J DENNEHY		DATE: 2005/03/11		MOLEX INCORPORATED			
1 PLACE ± 0.35 ± .014		MATERIAL NO.		DOCUMENT NO.		SHEET NO.			
ANGULAR ± .5 °		SEE CHART		SDAE-6410-N		2 OF 4			
DRAFT WHERE APPLICABLE MUST REMAIN WITHIN DIMENSIONS		SIZE C		THIS DRAWING CONTAINS INFORMATION THAT IS PROPRIETARY TO MOLEX INCORPORATED AND SHOULD NOT BE USED WITHOUT WRITTEN PERMISSION					

ENG. NO.	AE-6410-NA (241)	AE-6410-NC (241)	AE-6410-NA (231)	AE-6410-NS (241)	AE-6410-NA (228)	
DIMN. "D"	(7.50) .295	(7.14) .281	(7.50) .295	(7.50) .295	(7.50) .295	
DIMN. "C"	(14.22)/.560	(20.32)/.800	(14.22)/.560	(16.51)/.650	(14.22)/.560	
DIMN. "F"	(3.56)/.140 REF	(10.00)/.394 REF	(3.56)/.140 REF	(5.84)/.230 REF	(3.56)/.140 REF	
DIMN. "G"	(3.56)/.140	(5.08)/.200	(3.56)/.140	(5.08)/.200	(3.56)/.140	
DIMN. "T"	(3.43)/.135	(5.08)/.200	(3.43)/.135	(5.08)/.200	(3.43)/.135	
PLATING	241	241	231	241	228	
NO. OF CIRCUITS	2	AE-6410-2A(241) 22-29-2021	AE-6410-2C(241) NOT TOOLED	AE-6410-2A(231) 38-00-7250	NOT TOOLED	AE-6410-2A(228) 38-00-7062
	3	3 A(241) 2031	3 C(241) 38-00-5909	3 A(231) NOT TOOLED	NOT TOOLED	3 A(228) 7063
	4	4 A(241) 2041	4 C(241) NOT TOOLED	4 A(231) 38-00-7251	AE-6410-4S(241) 38-00-7666	4 A 7064
	5	5 A(241) 2051	5 C(241)	5 A(231) NOT TOOLED	NOT TOOLED	5 A 7065
	6	6 A(241) 2061	6 C(241)	6 A(231)	6 S(241) 38-00-7667	6 A 7066
	7	7 A(241) 2071	7 C(241)	7 A(231)	NOT TOOLED	7 A 7067
	8	8 A(241) 2081	8 C(241)	8 A(231)		8 A 38-00-7068
	9	9 A(241) 2091	9 C(241)	9 A(231)		9 A NOT TOOLED
	10	10 A(241) 2101	10 C(241)	10 A(231)		10 A NOT TOOLED
	11	11 A(241) 2111	11 C(241)	11 A(231)		11 A NOT TOOLED
	12	12 A(241) 2121	12 C(241)	12 A(231)		12 A 38-00-7072
	13	13 A(241) 2131	13 C(241)	13 A(231)		13 A NOT TOOLED
	14	14 A(241) 2141	14 C(241)	14 A(231)		14 A 38-00-7074
	15	15 A(241) 2151	15 C(241)	15 A(231)		15 A NOT TOOLED
	16	AE-6410-36A(241) 22-29-2161	AE-6410-36C(241) NOT TOOLED	AE-6410-36A(231) NOT TOOLED	NOT TOOLED	AE-6410-36A(228) NOT TOOLED

SEE SHEET 1 EC NO: UCP2072-1821 DRAWN BY: DRWMS/STH CHECKED BY: CHKDK/KIPPER APPROVED BY: APPR/SMT/H DATE: 2011/12/22 DATE: 2012/01/03 DATE: 2012/02/02	QUALITY SYMBOLS 	GENERAL TOLERANCES (UNLESS SPECIFIED)		DIMENSION STYLE MM/IN		SCALE 4:1	DESIGN UNITS METRIC	THIRD ANGLE PROJECTION		
		4 PLACES ± --- ± --- 3 PLACES ± --- ± .010 2 PLACES ± 0.25 ± .014 1 PLACE ± 0.35 ± --- ANGULAR ± .5 °	mm INCH --- --- --- .010 --- .014 --- ---	DRAWN BY T. MAHON DATE 28/01/03	CHECKED BY BMAGUIRE DATE 28/01/03	TITLE WAFER, FRICTION LOCK KK (2.54)/.100 FOR (0.64)/.025 SQ. PINS				
		DRAFT WHERE APPLICABLE MUST REMAIN WITHIN DIMENSIONS		APPROVED BY J DENNEHY DATE 2005/03/11	MATERIAL NO. SEE CHART	MOLEX INCORPORATED	DOCUMENT NO. SDAE-6410-N			
		REV BC		SIZE C		THIS DRAWING CONTAINS INFORMATION THAT IS PROPRIETARY TO MOLEX INCORPORATED AND SHOULD NOT BE USED WITHOUT WRITTEN PERMISSION				SHEET NO. 3 OF 4

VOIDED CIRCUIT OPTION

ENG. NO.	AE-6410-NA(197)-*		
DIM. D	7.50/.295		
DIM. C	14.22 /.560		
DIM. F (REF)	3.56 /.140		
DIM. G	N/A		
DIM. T	OVERALL		
PLATING	197		
PART No.	ENG No.	CKT SIZE	VOID LOCATION
38-00-7222	AE-6410-3A(197)-2	3	2
↑ 4749	↑ -4A(197)-3	4	3
0611	-5A(197)-3	5	3
0089	-6A(197)-3	6	3
0090	-6A(197)-51	6	3,4,5
5370	-15A(197)-02	15	2
↓ 7688	↓ -12A(197)-09	12	9

SEE SHEET 1 EC NO: UCP2012-1821 DRAWN BY: BROWNSTROH 2011/12/22 CHECKED BY: CHOKKALIPPER 2012/01/03 APPROVED BY: SMITH 2012/02/02	QUALITY SYMBOLS	GENERAL TOLERANCES (UNLESS SPECIFIED)		DIMENSION STYLE MM/IN		SCALE 4:1	DESIGN UNITS METRIC	THIRD ANGLE PROJECTION
	▽=0	4 PLACES	± .---	± .---	DRAWN BY T. MAHON	DATE 28/01/03	TITLE WAFER, FRICTION LOCK KK (2.54)/.100 FOR (0.64)/.025 SQ. PINS	
	▽=0	3 PLACES	± .---	± .010	CHECKED BY BMAGUIRE	DATE 28/01/03	MOLEX INCORPORATED	
	▽=0	2 PLACES	± 0.25	± .014	APPROVED BY J DENNEHY	DATE 2005/03/11	DOCUMENT NO. SDAE-6410-N	SHEET NO. 4 OF 4
		1 PLACE	± 0.35	± .---	MATERIAL NO. SEE CHART		THIS DRAWING CONTAINS INFORMATION THAT IS PROPRIETARY TO MOLEX INCORPORATED AND SHOULD NOT BE USED WITHOUT WRITTEN PERMISSION	
		ANGULAR ± .5 °		DRAFT WHERE APPLICABLE MUST REMAIN WITHIN DIMENSIONS				