



## Excellent Integrated System Limited

Stocking Distributor

Click to view price, real time Inventory, Delivery & Lifecycle Information:

[Molex Connector Corporation](#)  
[0050579408](#)

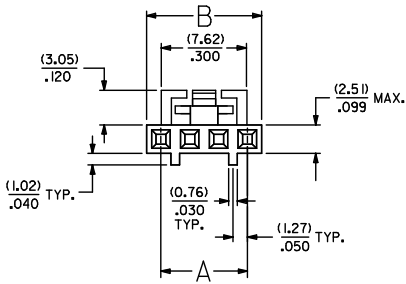
For any questions, you can email us directly:

[sales@integrated-circuit.com](mailto:sales@integrated-circuit.com)

CKT. SIZE	EDP. NO.	ENG. NO.	A	B MAX.
2	50-57-9402	70066-0176	(2.54) .100	(5.05) .199
3	50-57-9403	70066-0177	(5.08) .200	(7.59) .299
4	50-57-9404	70066-0178	(7.62) .300	(10.13) .399
5	50-57-9405	70066-0179	(10.15) .400	(12.67) .499
6	50-57-9406	70066-0180	(12.70) .500	(15.21) .599
7	50-57-9407	70066-0181	(15.24) .600	(17.75) .699
8	50-57-9408	70066-0182	(17.78) .700	(20.29) .799
9	50-57-9409	70066-0183	(20.32) .800	(22.83) .899
10	50-57-9410	70066-0184	(22.86) .900	(25.37) .999
11	50-57-9411	70066-0185	(25.40) 1.000	(27.91) 1.099
12	50-57-9412	70066-0186	(27.94) 1.100	(30.45) 1.199
13	50-57-9413	70066-0187	(30.48) 1.200	(32.99) 1.299
14	50-57-9414	70066-0188	(33.02) 1.300	(35.53) 1.399
15	50-57-9415	70066-0189	(35.56) 1.400	(38.07) 1.499
16	50-57-9416	70066-0190	(38.10) 1.500	(40.61) 1.599
17	50-57-9417	70066-0191	(40.64) 1.600	(43.15) 1.699
18	50-57-9418	70066-0192	(43.18) 1.700	(45.69) 1.799
19	50-57-9419	70066-0193	(45.72) 1.800	(48.23) 1.899
20	50-57-9420	70066-0194	(48.26) 1.900	(50.77) 1.999
21	50-57-9421	70066-0195	(50.80) 2.000	(53.31) 2.099
22	50-57-9422	70066-0196	(53.34) 2.100	(55.85) 2.199
23	50-57-9423	70066-0197	(55.88) 2.200	(58.39) 2.299
24	50-57-9424	70066-0198	(58.42) 2.300	(60.93) 2.399
25	50-57-9425	70066-0199	(60.96) 2.400	(63.47) 2.499

NOTES:

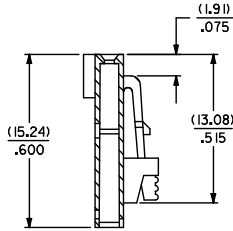
1. MATERIAL GLASS FILLED POLYESTER; UL94V-0; COLOR: BLACK.
2. HOUSING MAY BE USED WITH TERMINAL NUMBERS 70058 AND 71851.
3. REFER TO CHART FOR AVAILABLE CIRCUIT SIZES.
4. HOUSINGS TO BE USED WITH (0.64)/.025 SQUARE OR ROUND PINS.
5. HOUSING ARE STACKABLE END-TO-END ON (2.54)/.100 CENTERS.
6. REFER TO MOLEX PRODUCT SPECIFICATION(S): PS-70400, PS-70058, PS-71851, PS-70021, AND MOLEX APPLICATION SPECIFICATION SDES-70400.
7. PARTS MAY OR MAY NOT BE SUPPLIED WITH EXTERIOR CORE-OUT CONFIGURATION. REFER TO MOLEX DRAWING NUMBER SD-70066-\*\*\*\* FOR OPTIONAL HOUSING DETAILS.
8. DIMENSIONS ARE SHOWN FOR REFERENCE ONLY.
9. PACKAGE PER PK-70066-100.



CIRCUIT NO. 1 IDENTIFICATION

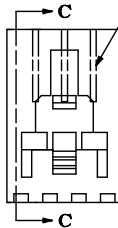
(3.81) .150 TYP.

MOLD AND CAVITY ID

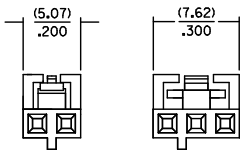


SECTION C-C

OPTIONAL CORE-OUTS (SEE NOTE 7)



OPTION "G"



2 CIRCUIT 3 CIRCUIT

LATCH AND POLARIZATION RIB LOCATION

4 THROUGH 25 CIRCUIT HOUSINGS ARE AS SHOWN IN MAIN BODY OF DRAWING

LOCATE MOLD & CAVITY ID EC NO: UCP2014-4216 DRAWN BY: 2014/04/11 CHKD BY: DMORGAN 2014/04/11 APPROV BY: SMILLER 2014/04/28	QUALITY SYMBOLS ▽=0 ▽=0 ▽=0	GENERAL TOLERANCES (UNLESS SPECIFIED)		DIMENSION STYLE		SCALE	DESIGN UNITS	THIRD ANGLE PROJECTION
		mm	INCH	MM/IN	DATE	4:1	INCH	☉
		4 PLACES ± --- ± ---	DMORGAN	2011/11/11	TITLE			
		3 PLACES ± --- ± .010	CHECKED BY	DATE	HOUSING, CONNECTOR (2.54)/.100 GRID OPT. G STACKABLE SINGLE ROW			
2 PLACES ± 0.25 ± .015	MZ	1986/03/28	molex					
1 PLACE ± 0.38 ± ---	APPROVED BY	DATE	MATERIAL NO.		DOCUMENT NO.	SHEET NO.		
0 PLACE ± ±	SMILLER	2012/02/13	SEE CHART		SD-70066-0176-0199	1 OF 1		
ANGULAR ±1/2°		THIS DRAWING CONTAINS INFORMATION THAT IS PROPRIETARY TO MOLEX INCORPORATED AND SHOULD NOT BE USED WITHOUT WRITTEN PERMISSION						
DRAFT WHERE APPLICABLE MUST REMAIN WITHIN DIMENSIONS								