

## Excellent Integrated System Limited

Stocking Distributor

Click to view price, real time Inventory, Delivery & Lifecycle Information:

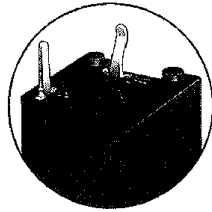

[Switchcraft Inc.](#)  
[RTTC34B02](#)

For any questions, you can email us directly:  
[sales@integrated-circuit.com](mailto:sales@integrated-circuit.com)




# MINIATURE TELEPHONE JACKS, RIGHT ANGLE, PC MOUNT

RTT34B02  
 COVER P286302



CLOSE-UP OF  
 "Snap-In"  
 TERMINAL

RTT8702  
 COVER P286402



LOW SILHOUETTE  
 PERMITS CRITICAL  
 SPACE-SAVING HIGH  
 DENSITY PACKAGING

Right-angle miniature phone jacks provide low-profile packaging. Single and twin 3-conductor jacks provide plug-jack access to communication circuits for patching and/or testing. Tips and rings are shunted. These jacks mate with Switchcraft miniature TT® plugs and patch cords.

Jacks are designed for right-angle mounting on .062" (1.6 mm) maximum thickness PC boards. Snap-on covers in colors are available and can be installed or removed in the field without special tools. Covers and jacks may be ordered in different colors for color coded circuits.

## SPECIFICATIONS

### ELECTRICAL

- Dielectric Withstanding Voltage:** 500 V AC
- Contact Resistance:** .020 Ω maximum (initial), .030 Ω maximum (after life test).
- Insulation Resistance:** 10<sup>9</sup> Ω at 500 V DC (initial).

### MECHANICAL

- Shock:** MIL-STD 202 Method 213.
- Vibration:** MIL-STD 202 Method 201.
- Insertion Force:** 7 pounds maximum (31.14 N).
- Withdrawal Force:** 1.5 pounds minimum (6.67 N).
- Life:** 10,000 cycles.

### MATERIALS

- Housing:** Thermoplastic UL 94V-0.
- Springs:** Copper alloy, plated.
- Contacts:** Gold alloy (WEco #1) crossbar.

### ENVIRONMENTAL

- Temperature Limits:** -55°C to +85°C (non-operating).
- Thermal Shock:** MIL-STD 202 Method 107.
- Salt Spray:** MIL-STD 202 Method 101.
- Humidity:** MIL-STD 202 Method 106, less steps 7A and 7B.

## ORDERING INFORMATION

Jack Part No.	Cover Part No.	Color	Schem.	Cond.	Typical Mating Plug <sup>2</sup>
RTT34B01	◇P286301	Red	XII	3	TT-253
RTT34B02	P286302	Black			
RTT34B04	◇P286304	Blue			
RTT34B05	P286305	White			
◇RTT34B07	◇P286307	Orange			
◇RTT34B08	◇P286308	Yellow			
RTT8701	◇P286401	Red	Twin XII	Twin 3	TT-263
RTT8702	P286402	Black			
RTT8704	◇P286404	Blue			
RTT8705	P286405	White			
◇RTT8707	◇P286407	Orange			
◇RTT8708	◇P286408	Yellow			

- See schematic diagrams on pages 79 and 80.
- See Mating Plugs Section.
- ◇ Special order only; contact Switchcraft for price and delivery.

## ORDERING

- Order jacks and covers separately from table.
- Covers can be ordered assembled on special order.
- To order RTT jack with cover installed, add the letter C after RTT in part number. Special order only.
- To order RTT jack with Snap-in terminals, add the letter S to the end of the part number. Special order only.
- For all special orders items, contact Switchcraft.

## RTT JACK PART NUMBERING SYSTEM

Series	Cover Option	Circuitry	Jack Color
RTT Right Angle TT Jack	Blank- No Cover Standard	34B- XII	01- Red
	C- Cover Supplied	87- Two XII Circuits	02- Black
			04- Blue
			05- White
			07- Orange
			08- Yellow

*RTT cover =  
 cover included - bill only*