

## Excellent Integrated System Limited

Stocking Distributor

Click to view price, real time Inventory, Delivery & Lifecycle Information:

[FCI](#)  
[72377-101](#)

For any questions, you can email us directly:

[sales@integrated-circuit.com](mailto:sales@integrated-circuit.com)



FCIconnect.com

Copyright FCI

1 | 2

3 |

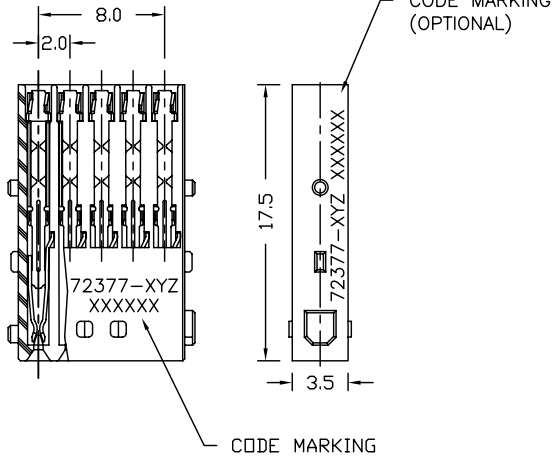
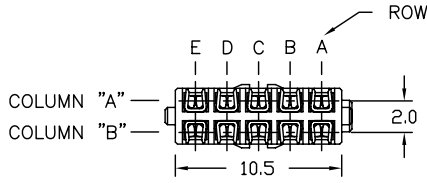
4

**NOTES:**

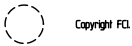
1. SEE APPLICATION SPECIFICATION GS-20-003 FOR INSTRUCTIONS ON WIRE INSERTION AND ASSEMBLY OF COMPONENTS FOR CONNECTORS USING THESE SUB-ASSEMBLIES.
2. THE PRODUCTS WHERE THE PART NUMBER ENDS IN LF MEET THE EUROPEAN UNION DIRECTIVES AND OTHER COUNTRY REGULATIONS AS DESCRIBED IN GS-22-008.
3. THESE PRODUCTS LISTED ON THIS DRAWING WILL NOT WITHSTAND WAVE SOLDER OR REFLOW OPERATIONS.
4. FOR LEAD FREE PART NUMBERS, ADD AN 'LF' SUFFIX. EXAMPLE: 72377-111LF.

**MATERIAL**

- INSULATORS  
GLASS FILLED 612 POLYAMIDE
- CONTACTS  
PHOSPHOR BRONZE  
SOLDER FINISH ON IDC DIMPLES



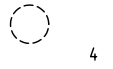
mat'l. code				surface ASME Y14.5 ✓ tolerance unless otherwise specified		tolerance ASME Y14.5		projection MM		product family METRAL	
ltr	ec'n no	dr	date	angles	flat	radius	scale	title 2X5 CONNECTOR SUB-ASSEM. 5 ROW METRAL SHIELDED CABLE CONNECTOR ASSY.			
A	V71586	JRV	11/25/97	0° ±2'		X +3	1:1	dwg no 72377			
B	V12562	CCD	10/22/01			XX ±B		sheet 1 of 2 size A4			
C	V21691	TAB	10/28/02			XXX ±051		type CUSTOMER Drawing			
D	V05-0596	VS	08/10/05	dr	J. VOLSTORF	11/26/97					
E	V06-0613	JRV	2006-06-22	engr	J. VOLSTORF	11/26/97					
				appd	J. VOLSTORF	11/26/97					
sheet index	revision sheet	E	E								
		1	2								



1 | 2



3 |



4

**ORDERING INFORMATION**

ORDER PARTS 72377-XYZ1 WHERE  
 PLATING ON CONTACT TINES.

- X=1 FOR 0.8 um GOLD
- X=2 FOR 2.0 um GOLD
- X=3 FOR 1.3 um GOLD
- X=9 FOR 0.8 um GXT

**COPPER WIRE SIZE**

- Z=1 FOR 26 TO 24 GAGE
- Z=2 FOR 30 TO 28 GAGE

**INSULATOR TYPE**

- Y=1 END POSITION  
 1 REQ'D FOR ALL CABEL  
 CONNECTORS
  - Y=2 REQ'D FOR ALL REMAINING  
 POSITIONS IN CABEL  
 CONNECTOR
- IDC AREA PLATING SnPb

**ORDERING INFORMATION**

ORDER PARTS 72377-XYZ1LF WHERE  
 PLATING ON CONTACT TINES.

- X=1 FOR 0.8 um GOLD
- X=2 FOR 2.0 um GOLD
- X=3 FOR 1.3 um GOLD
- X=9 FOR 0.8 um GXT

**COPPER WIRE SIZE**

- Z=1 FOR 26 TO 24 GAGE
- Z=2 FOR 30 TO 28 GAGE

**INSULATOR TYPE**

- Y=1 END POSITION  
 1 REQ'D FOR ALL CABEL  
 CONNECTORS
  - Y=2 REQ'D FOR ALL REMAINING  
 POSITIONS IN CABEL  
 CONNECTOR
- IDC AREA PLATING Sn (LEAD FREE)

mat'l. code		surface		tolerance		projection		product family	
		ASME Y14.5		ASME Y14.5				METRAL	
litr		ecn no		dr		date		title	
E								2X5 CONNECTOR SUB-ASSEM. 5 ROW METRAL SHIELDED CABLE CONNECTOR ASSY.	
		angles		tolerances unless otherwise specified		MM		dwg no	
		0° ±2'		X +3 XX ±9 XXX ±051		scale 1:1		sheet 2 of 2 size	
		dr		engr		chr		appd	
		J. VOLSTORF		J. VOLSTORF		J. VOLSTORF		J. VOLSTORF	
		11/26/97		11/26/97		11/26/97		11/26/97	
								FCI	
								72377	
								A4	
								type	
								CUSTOMER Drawing	
sheet		revision		sheet					
index		sheet							

1 |

2 |

4