

## Excellent Integrated System Limited

Stocking Distributor

Click to view price, real time Inventory, Delivery & Lifecycle Information:

[FCI](#)  
[72031-114LF](#)

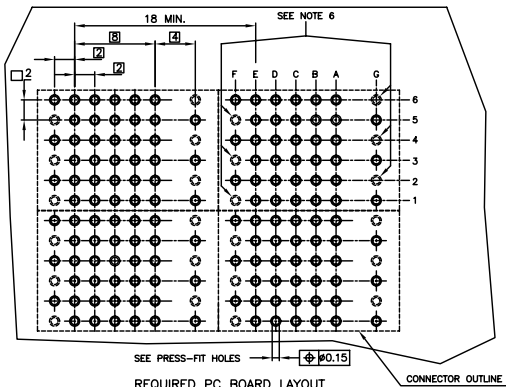
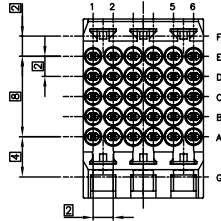
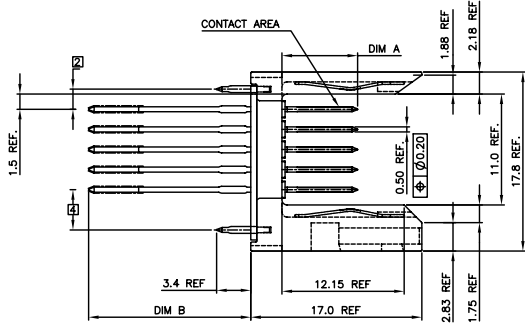
For any questions, you can email us directly:

[sales@integrated-circuit.com](mailto:sales@integrated-circuit.com)



FCIconnect.com

PRODUCT NUMBER SEE SHEET 2 OR 3



REQUIRED PC BOARD LAYOUT  
COMPONENT SIDE  
SEE PRINT 58351 FOR  
ADDITIONAL PCB INFORMATION

- NOTES:
- FOR DIM "A", AND "B" SEE SHEET 2
  - BODY MAT'L: ZINC ALLOY
  - PIN MAT'L: PHOSPHOR BRONZE
  - CONTACT AREA "S" ONLY FOR REAR PLUG-UP.
  - PLATING ON PRESS-FIT TAIL: 72031-XXY IS SHPb 72031-XYLF IS Sn (LEAD FREE) PLATING ON CONTACT AREA CONFORMS TO PERFORMANCE LEVEL SHOWN IN TABLE.
  - THESE HOLES ARE NEEDED WHEN USING AN EE SHROUD, I.E., 70438-111 OR 72033-001.
  - GROUND PINS IN POSITIONS F2, F4, F6, G1, G3, AND G5.
  - DIM A & B AFTER ASSEMBLY TO BOARD.
  - FOR SELECT LOAD P/N'S SEE SHEET 3.
  - THE PRODUCTS WHERE THE PART NUMBER ENDS IN "LF" MEET THE EUROPEAN UNION DIRECTIVES AND OTHER COUNTRY REGULATIONS AS DESCRIBED IN QS-22-008.
  - ALL PRODUCTS WILL WITHSTAND EXPOSURE TO 260°C FOR 60 SECONDS IN A CONVECTION, INFRA-RED OR VAPOR PHASE REFLOW OVEN.
  - FOR LEAD FREE PART NUMBERS, ADD AN "LF" SUFFIX. EXAMPLE: 72031-111LF

DASH NUMBER	PERFORMANCE LEVEL
-1YY	TELCORDIA CO
-2YY	TELECOM CLASS
-3YY	IEC CLASS 1
-5YY	TELCORDIA UE
-9YY	0.767m GXT
-1YYLF	TELCORDIA CO
-2YYLF	TELECOM CLASS
-3YYLF	IEC CLASS 1
-5YYLF	TELCORDIA UE
-9YYLF	0.767m GXT

SEE NOTES 10 & 11

mat'l. code	surface	tolerance	projection	product family
	ASME Y14.5	ASME Y14.5		METRAL(tm)
litr	ecnd	dr	date	title
F	V11860	CGD	2001-07-12	5 ROW SHIELDED P.F. CABLE HDR W/GND PINS
G	V20342	CCD	2002-02-18	
H	V05-0574	TAB	2005-07-27	
J	V06-0606	JRY	2006-06-21	
engr	R. DOUTRICH	1997-01-27		dwg no
ctr	R. DOUTRICH	1997-01-27		sheet 1 of 3 size
appd	R. DOUTRICH	1997-01-27		72031
				A4
				type
				CUSTOMER Drawing
sheet index	revision sheet	J	J	J
		1	2	3



FCIconnect.com

Copyright FCI

1 | 2

3

4

PRODUCT NUMBER	ROW	DIM"A"	DIM"B"
72031-X11 SEE NOTE 11 FOR LEAD FREE OPTION	E	6.5	4.3
	D	6.5	4.3
	C	6.5	4.3
	B	6.5	4.3
	A	6.5	4.3
72031-X13 SEE NOTE 11 FOR LEAD FREE OPTION	E	5.75	4.3
	D	5.0	4.3
	C	5.75	4.3
	B	5.75	4.3
	A	6.5	4.3
72031-X14 SEE NOTE 11 FOR LEAD FREE OPTION	E	5.75	4.3
	D	5.75	4.3
	C	7.25	4.3
	B	5.75	4.3
	A	5.75	4.3
72031-X16 SEE NOTE 11 FOR LEAD FREE OPTION	E	5.75	4.3
	D	5.75	4.3
	C	5.75	4.3
	B	5.75	4.3
	A	5.75	4.3
72031-X18 SEE NOTE 11 FOR LEAD FREE OPTION	E	5.0	4.3
	D	5.0	4.3
	C	5.0	4.3
	B	5.0	4.3
	A	5.0	4.3
72031-X19 SEE NOTE 11 FOR LEAD FREE OPTION	E	6.5	4.3
	D	6.5	4.3
	C	-	-
	B	6.5	4.3
	A	6.5	4.3

NO REAR PLUG-UP

PRODUCT NUMBER	ROW	DIM"A"	DIM"B"
72031-X21 SEE NOTE 11 FOR LEAD FREE OPTION	E	6.5	13.6
	D	6.5	13.6
	C	6.5	13.6
	B	6.5	13.6
	A	6.5	13.6
72031-X23 SEE NOTE 11 FOR LEAD FREE OPTION	E	5.75	13.6
	D	5.0	13.6
	C	5.75	13.6
	B	5.75	13.6
	A	6.5	13.6
72031-X24 SEE NOTE 11 FOR LEAD FREE OPTION	E	5.75	13.6
	D	5.75	13.6
	C	7.25	13.6
	B	5.75	13.6
	A	5.75	13.6
72031-X26 SEE NOTE 11 FOR LEAD FREE OPTION	E	5.75	13.6
	D	5.75	13.6
	C	5.75	13.6
	B	5.75	13.6
	A	5.75	13.6
72031-X28 SEE NOTE 11 FOR LEAD FREE OPTION	E	5.0	13.6
	D	5.0	13.6
	C	5.0	13.6
	B	5.0	13.6
	A	5.0	13.6
72031-X29 SEE NOTE 11 FOR LEAD FREE OPTION	E	6.5	13.6
	D	6.5	13.6
	C	-	-
	B	6.5	13.6
	A	6.5	13.6

REAR PLUG-UP OR WIRE WRAP

KEY	
-	DENOTES EMPTY ROW

mat'l. code		surface		tolerance		projection		product family	
itr   ecn no   dr   date		ASME Y14.5		ASME Y14.5				METRAL(tm)	
j		angles		tolerances unless otherwise specified		MM		title	
		3x3		XXX-01		scale 1:1		5 ROW SHIELDED P.F. CABLE HDR W/GND PINS	
		σ±2		XXX-051				dwg no	
		dr   S. ROYER   1997-01-27		engr   R. DOUTRICH   1997-01-27				sheet 2 of 3 size	
		chn   R. DOUTRICH   1997-01-27		appd   R. DOUTRICH   1997-01-27				72031   A4	
sheet index		revision sheet						type	
								CUSTOMER Drawing	

form: A6mmXc

1

2

3

4



FCIconnect.com

Copyright FCI

1 | 2

3

4

SELECT LOAD PART NUMBERS

PART NUMBER	CONFIGURATION					
	1	2	3	4	5	6
72031-X98 SEE NOTE 11 FOR LEAD FREE OPTION	E	05	-	05	-	05
	D	-	05	-	05	-
	C	05	-	05	-	05
	B	-	05	-	05	-
	A	05	-	05	-	05

PART NUMBER	CONFIGURATION					
	1	2	3	4	5	6
72031-X99 SEE NOTE 11 FOR LEAD FREE OPTION	E	-	02	-	02	-
	D	02	-	02	-	02
	C	-	02	-	02	-
	B	02	-	02	-	02
	A	-	02	-	02	-

CODE	KEY DIMENSIONS	
	DIM "A"	DIM "B"
01	5.00	4.30
02	5.75	4.30
03	6.50	4.30
04	7.25	4.30
05	5.00	13.60
19	8.00	4.30
-	OMITTED	

mat'l. code		surface ASME Y14.5 ✓ / tolerance ASME Y14.5		projection 		product family METRAL(tm)	
ltr	ecn no	dr	date	tolerances unless otherwise specified		title	
J				angles	MM	5 ROW SHIELDED P.F. CABLE HDR W/GND PINS	
				0±2	scale 1:1	dwg no	
				dr		sheet 3 of 3 size	
				engr		72031	
				ctr		A4	
				appd		type	
						CUSTOMER Drawing	
sheet index	revision sheet						

form: A6mmX1c

1

2

3

4