

## Excellent Integrated System Limited

Stocking Distributor

Click to view price, real time Inventory, Delivery & Lifecycle Information:

[FCI](#)

[74896-002LF](#)

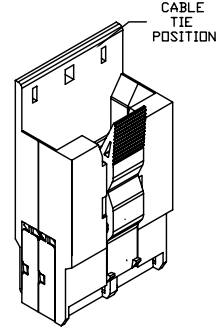
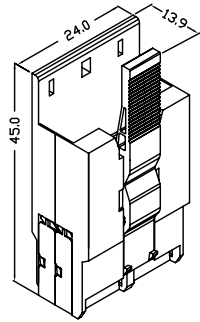
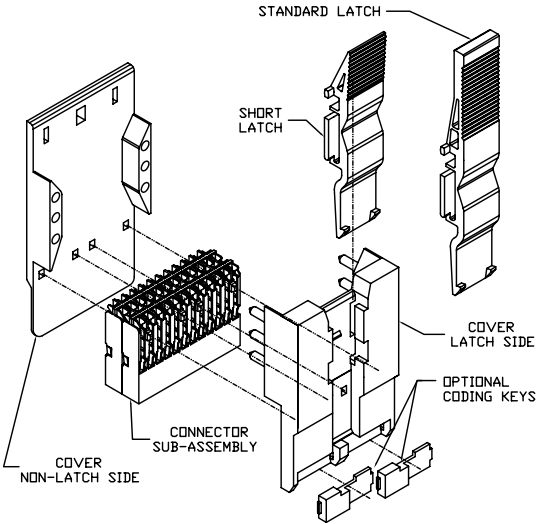
For any questions, you can email us directly:

[sales@integrated-circuit.com](mailto:sales@integrated-circuit.com)



FCIconnect.com

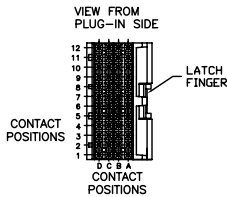
PRODUCT NO.  
74896-XXX  
SEE NOTE 6  
74896-XXLF



STANDARD LATCH FINGER FOR CABLE TIE BELOW LATCH FINGER AND EASIEST ACCESS TO LATCH FINGER

SHORT LATCH FINGER FOR CABLE TIE ABOVE LATCH FINGER AND LARGER CABLE SIZE CAPACITY

NOTE: THIS DRAWINGS COVERS SPECIAL KITS WITH ONE OF MORE OF THE FOLLOWING: SPECIAL LATCHES, SPECIAL COVERS, SELECTIVE LOADED CONTACTS. SEE CUSTOMER DRAWING 72477 FOR STANDARD 4X12 METRAL CABLE CONNECTOR KITS.



mat'l. code		surface ASME Y14.5 ✓ tolerance ASME Y14.5		projection	product family METRAL
ltr	ec'n no	dr	date	tolerances unless otherwise specified	title
A	V00247	JRV	1/20/00	angles	MM
B	V03-0072	HTB	1/17/03	scale 1:1	4x12 UNSHIELDED
C	V06-0234	JRV	3/9/06		2006-06-26
D	V06-0622	JRV	2006-06-26	dr	J.R. VOLSTORF 1/20/00
				engr	J.R. VOLSTORF 1/20/00
				chr	J.R. VOLSTORF 1/20/00
				appd	J.R. VOLSTORF 1/20/00
sheet index	revision sheet	D	D		
		1	2		



Copyright FCI

FCIconnect.com

CONNECTOR KIT	COVER NON-LATCH SIDE	COVER LATCH SIDE	LATCH FINGER		CONNECTOR SUB-ASSEMBLY POSITIONS A&B	CONNECTOR SUB-ASSEMBLY POSITIONS C&D	WIRE GAGE	CONTACT PLATING
			NUMBER	COLOR				
74896-001	NONE	NONE	70289-001	BLACK	72394-9211	72394-9211	24-26	0.8um GXT
74896-002	NONE	NONE	70289-001	BLACK	72394-1211	72394-1211	24-26	0.8um GOLD
74896-001LF	NONE	NONE	70289-001LF	BLACK	72394-9211LF	72394-9211LF	24-26	0.8um GXT
74896-002LF	NONE	NONE	70289-001LF	BLACK	72394-1211LF	72394-1211LF	24-26	0.8um GOLD

**NOTES:**

- SEE APPLICATION SPECIFICATION GES-20-002 FOR INSTRUCTIONS ON WIRE INSERTION AND ASSEMBLY OF COMPONENTS FOR CONNECTORS.
- PLUGS INTO STANDARD METRAL 4-ROW HEADERS AND SHROUDS.
- MAXIMUM CABLE DIAMETER  
STANDARD LATCH (70289 TYPE) = 6.0mm  
SHORT LATCH (72389 TYPE) = 9.0mm  
\* THE USE OF MULTIPLE CABLES OR THE STRIPPING OF THE CABLE JACKET WILL ALLOW THE USER TO OVERCOME SOME THE RESTRICTIONS.
- THE PRODUCTS WHERE THE PART NUMBERS END IN LF MEET THE EUROPEAN UNION DIRECTIVES AND OTHER COUNTRY REGULATIONS AS DESCRIBED IN GS-22-008.
- THESE PRODUCTS LISTED ON THIS DRAWING WILL NOT WITHSTAND WAVE SOLDER OR REFLOW OPERATIONS.
- FOR LEADFREE PART NUMBERS, ADD AN 'LF' SUFFIX. EXAMPLE: 74896-001LF

**MATERIAL**

INSULATORS, COVERS AND KEYS  
GLASS FILLED 612 POLYAMIDE (UL 94 V-0)  
LATCH FINGERS  
POLYETHERIMIDE (UL 94 V-0)  
CONTACTS  
PHOSPHOR BRONZE  
SOLDER FINISH ON IDC DIMPLES

**OPTIONAL CODING KEYS**

PART NUMBER 72388-OAA1  
18 VARIETIES AA = 0 TO 18  
USE IN CONJUNCTIONS WITH HEADER CODING KEYS 70274-001 KEYS 1 TO 18 RESPECTIVELY

mat'l. code		surface		tolerance		projection		product family	
litr		ecm no		dr		date		title	
D				ASME Y14.5		ASME Y14.5		METRAL	
				tolerances unless otherwise specified		MM		4x12 UNSHIELDED CABLE CONNECTOR KIT	
				angles		scale 1:1		sheet 2 of size	
				dr		J.R. VOLSTORF		74896	
				engr		J.R. VOLSTORF		A4	
				chr		J.R. VOLSTORF		type	
				appd		J.R. VOLSTORF		CUSTOMER Drawing	
sheet index		revision sheet							

form: A4mmXLC

**PDM: Rev:D**

STATUS **Released**

Printed: Jul 28, 2010