

Excellent Integrated System Limited

Stocking Distributor

Click to view price, real time Inventory, Delivery & Lifecycle Information:

[FCI](#)
[77138-001](#)

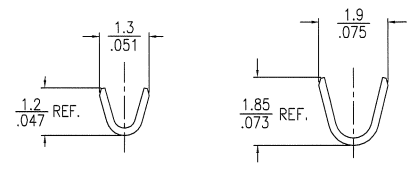
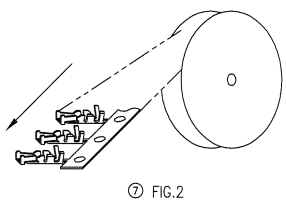
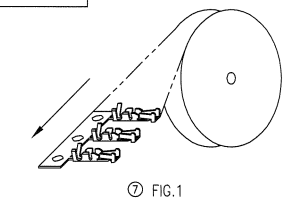
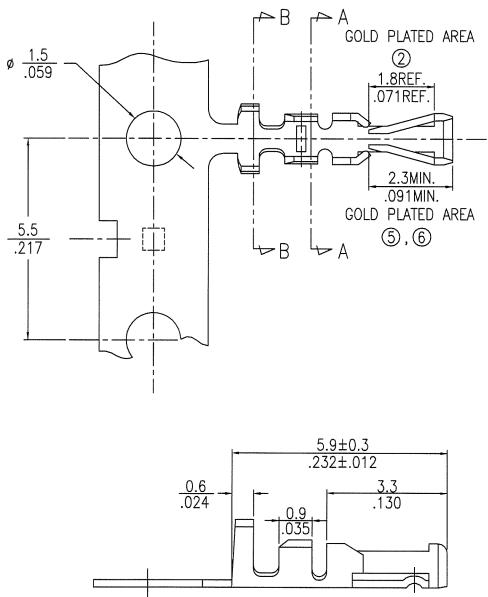
For any questions, you can email us directly:
sales@integrated-circuit.com

FCI CONFIDENTIAL

FCI

This document is the property of and embodies CONFIDENTIAL and PROPRIETARY information of FCI. It is to be used only for the purposes intended without the written consent of FCI. Copyright FCI.

PRODUCT NO.	FINISH	DIRECTION	PRODUCT NO.	FINISH	DIRECTION
77138-001	②	FIG. 1	△77138-001LF	②	FIG. 1
77138-101	⑥	FIG. 1	△77138-101LF	⑥	FIG. 1
77138-201	⑤	FIG. 1	△77138-201LF	⑤	FIG. 1
77138-001RE	②	FIG. 2	△77138-001RELF	②	FIG. 2



- NOTES:
- MATERIAL : PHOSPHOR BRONZE
 - FINISH : SELECTIVE GOLD PLATING 0.2μm MIN. (CONTACT AREA) OVER NICKEL
 - WIRE RANGE : AWG #26-#30
INS. DIA. : $\frac{1}{85}$ DIA. MAX.
 - GENERAL TOLERANCE : $\pm \frac{0.25}{100}$
 - FINISH : SELECTIVE GOLD PLATING 0.5μm MIN. (CONTACT AREA) OVER NICKEL
 - FINISH : SELECTIVE GOLD PLATING 0.76μm MIN. (CONTACT AREA) OVER NICKEL
 - SEE FIG. 1, 2 FOR UNREELING DIRECTION AFTER PLATING.
 - THIS PRODUCT MEETS EUROPEAN UNION DIRECTIVES AND OTHER COUNTRY REGULATIONS AS DESCRIBED IN GS-22-008.
 - CRIMP SPECIFICATION OF THIS PRODUCT : 100-006

mat'l. code				surface	tolerance	projection	product family	CODE
---				ISO 1302	ISO 406	ISO 1101	SMTs - MINITEK COMM COMP HPL577	JP
C	REVISED PER EOR J8424			angles	0.X	±0.25	MINITEK TERMINAL (AWG#26-#30)	sheet 1 of 1 size A3
D	REVISED	J10082	N.Y	linear	0.XX	±0.25		
E	REVISED	J70124	Y.K	0'±2'	0.XXX	±0.25	title	
F	REVISED	J80320	H.T				scale 10:1	
G	REVISED	J05-050	R.S				FCI	dwg no 77138
H	REVISED	J06-0352	R.S					sheet 1 of 1 size A3
J	ADD_NOTES	J07-0092	R.S					type Product Customer Drawing
sheet index	revision sheet	J	1					Rev. J