



Distributor of FCI: Excellent Integrated System Limited

Datasheet of D25P24B4PL00LF - D-Sub Connector Plug, Male Pins 25 Position Through Hole Solder

Contact us: sales@integrated-circuit.com Website: www.integrated-circuit.com

Excellent Integrated System Limited

Stocking Distributor

Click to view price, real time Inventory, Delivery & Lifecycle Information:

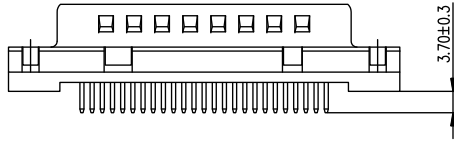
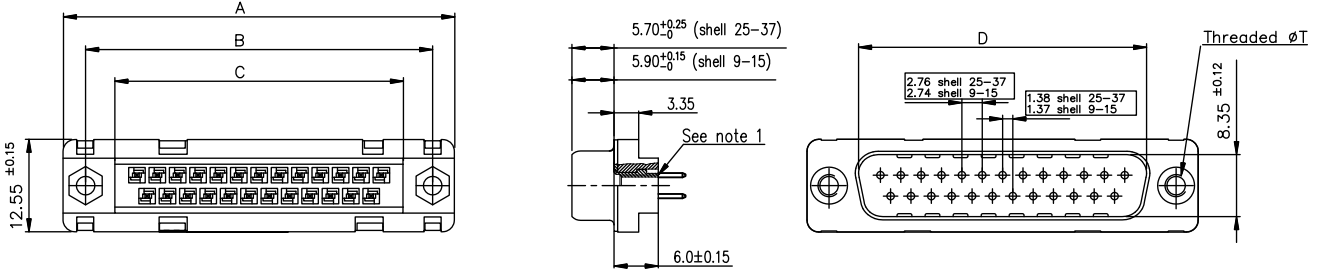
[FCI](#)

[D25P24B4PL00LF](#)

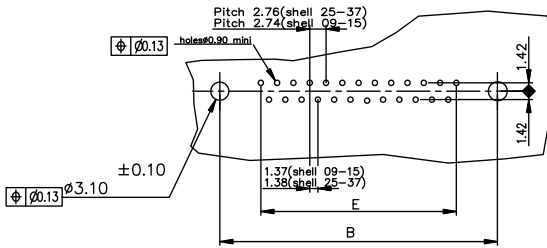
For any questions, you can email us directly:

sales@integrated-circuit.com

Contact us: sales@integrated-circuit.com Website: www.integrated-circuit.com



PC card drilling dimensions(after plating)
(thickness 2.40±0.20mm)



LEAD FREE PART NUMBER

SHELL	A±0.38	B±0.12	C±0.10	D±0.25	E±0.07	PART NUMBER		
09	30.81	24.99	16.96	16.79	10.96	D09P24B4P*00LF	D09P24B5P*00LF	D09P24B6P*00LF
15	39.14	33.32	25.18	25.12	19.18	D15P24B4P*00LF	D15P24B5P*00LF	D15P24B6P*00LF
25	53.03	47.04	39.12	38.84	33.12	D25P24B4P*00LF	D25P24B5P*00LF	D25P24B6P*00LF
37	69.32	63.50	55.68	55.30	49.68	D37P24B4P*00LF	D37P24B5P*00LF	D37P24B6P*00LF

Gold flash 0.40 µ gold 0.76 µ gold
Threaded ØT M3 = L
Threaded ØT 4.40 = X

Notes:
1) The nut can protrude above the surface of insulator but maintaining the footprint dimension 6±0.15 mm.

GENERAL CHARACTERISTICS AND ROHS INFORMATIONS:
SEE DRAWING C01-8646-0000

mat'l. code	surface	tolerance	projection	product family
ltr	ISO 1302	ISO 406 ISO 1101	MM	D-SUB
ecn no	tolerances unless otherwise specified		MM	title
dr	angles	linear	scale 2:1	MALE CONNECTOR DELTA-D
engr	0±2°	.00±0.1		STRAIGHT - SOLDER TYPE FOR PCB 2.4mm
chr	dr	.000±0.1		dwg no
app	LELEON	1992/09/14		C01-8646-0103
	ALIAS BABU	2015/07/14		sheet 1 of 1
	MITHUN PAUL	2015/07/14		size
	K PAUL	2015/07/14		A3
sheet index	revision sheet	G		type
1	1			Product Customer Drawing