

## Excellent Integrated System Limited

Stocking Distributor

Click to view price, real time Inventory, Delivery & Lifecycle Information:

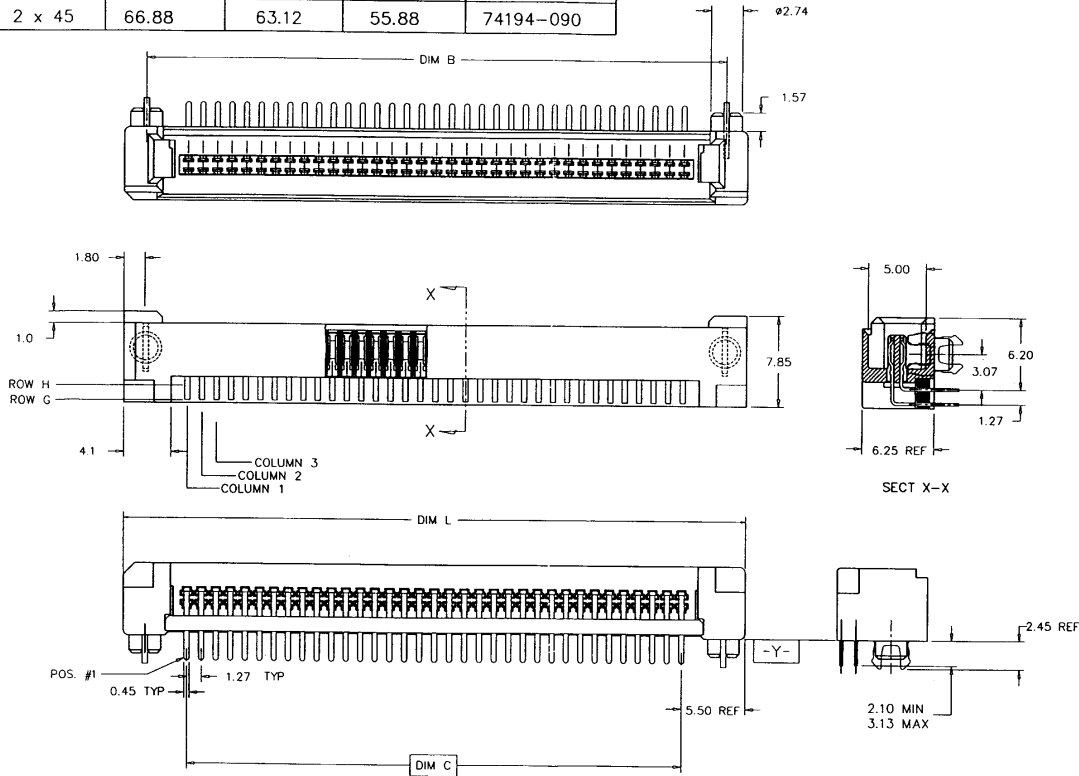
[FCI](#)  
[74192-070](#)

For any questions, you can email us directly:

[sales@integrated-circuit.com](mailto:sales@integrated-circuit.com)

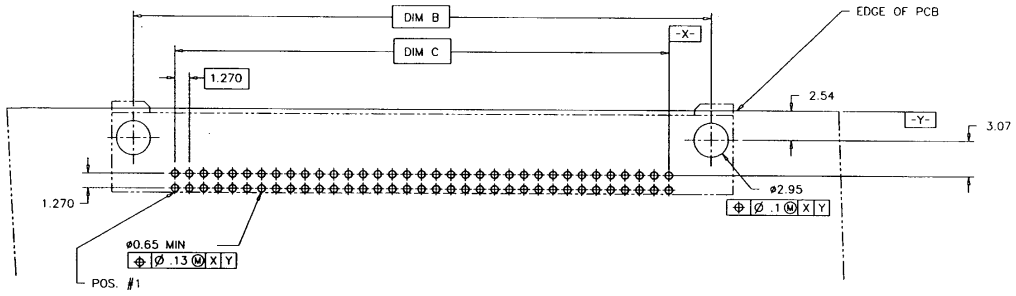
PRODUCT NO.	SIZE	DIM L	DIM B	DIM C	HOUSING P/N
74192-070	2 x 35	54.18	50.42	43.18	74194-070
74192-090	2 x 45	66.88	63.12	55.88	74194-090

Tous droits strictement réservés. Reproduction ou communication à des tiers, en tout ou en partie, sans autorisation écrite du propriétaire.  
 All rights strictly reserved. Reproduction or issue to third parties in any form or by any means, without written authority from the proprietor.  
 Copyright BERG ELECTRONICS by



mat'l code		tolerance unless otherwise specified		CUSTOMER COPY		<b>BERG ELECTRONICS</b>	
rev.	ecn no.	dr	date	linear	0 ± 0.3	projection	title MODULEMATE SPECIAL R/A HEADER FOR MATROX
A	T70447	P P	10/20/97		.00 ± 0.13		
				angles	.000 ± 0.051		
				dr	PETER PAM 10/20/97	unit	
				enar	H C LIQU 10/20/97	mm/inch	74192
				chr	H C LIQU 10/20/97	scale	
				appd	JENN TSAO 10/20/97	2.5:1	
sheet	revision	A	A	A			
index	sheet	1	2	3			

PRODUCT NO.  
 SEE SHEET 1



RECOMMENDED PCB LAYOUT

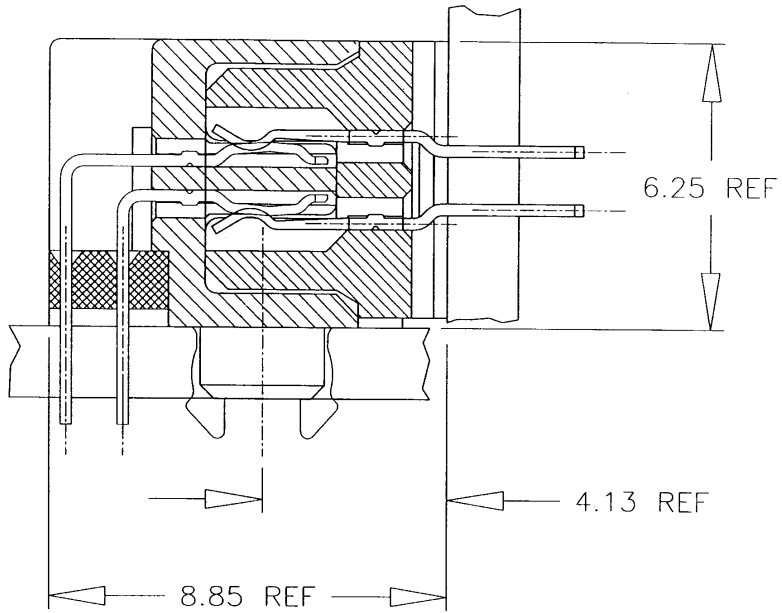
mat'l code		tolerance unless otherwise specified		CUSTOMER COPY		<b>BERG ELECTRONICS</b>	
rev.	ecn no.	dr	date	linear	0 ± 0.3	projection	title
A					.00 ± 0.13		LOWER PROFILE
				angles	.000 ± 0.051		MODULEMATE SPECIAL R/A
				dr	± 2°	unit	HEADER FOR MATROX
				engr		mm/inch	product family
				chr		scale	modulemate
				appd		2.5:1	code
sheet	revision						size
index	sheet						dwg no.
							74192
							sheet
							2 OF 2

PDM: Rev:A STATUS: Released Printed: Nov 09, 2010

All rights strictly reserved. Reproduction or issue to third parties in any form without the prior written authority of the proprietor. Copyright BERG ELECTRONICS by

Tous droits strictement réservés. Reproduction ou communication à des tiers, en quelque forme que ce soit, sans autorisation écrite du propriétaire. Droits de reproduction BERG ELECTRONICS by

PRODUCT NO.  
 SEE SHEET 1



FEATURES:

1. PITCH = 1.27mm/.05 AT CONTACT INTERFACE
2. POSTURE:  
 RIGHT ANGLE HEADER  
 VERTICAL RECEPTACLE
3. NUMBER OF POSITIONS: 70, 90
4. PCB RETENTION HOOK ON HEADER
5. RECEPTACLE TERMINAL MATERIAL:  
 PHOS-BRONZE WITH 15u"/0.38u MIN PdNi MIN IN CONTACT AREA  
 AND 100u"/2.54u MIN SnPb IN SOLDER TAIL AREA  
 HEADER TERMINAL MATERIAL:  
 PHOS-BRONZE WITH 15u"/0.38u MIN PdNi MIN IN CONTACT AREA  
 AND 100u"/2.54u MIN SnPb IN SOLDER TAIL AREA  
 HOUSING MATERIAL: LCP, COLOR IS BLACK

All rights strictly reserved. Reproduction or use in their whole or in part without the written authority of the proprietor is prohibited.  
 Tous droits strictement reserves. Reproduction ou communication a des tiers, en tout ou en partie, sans autorisation écrite du propriétaire.  
 Copyright BERG ELECTRONICS by

mat'l code		tolerance unless otherwise specified		CUSTOMER COPY			
rev.	ecn no.	dr	date	linear	0 ± 0.3	projection	title
A					00 ± 0.13		LOWER PROFILE
					000 ± 0.051		MODULEMATE SPECIAL R/A
				angles	± 2'		HEADER FOR MATROX
				dr	PETER PAM 10/20/97	unit	product family
				enqr	H C LIQU 10/20/97	mm/inch	modulemate
				chr	H C LIQU 10/20/97	scale	code
				appd	JENN TSAO 10/20/97	2.5:1	size
							dwg no.
							A3
							74192
sheet	revision						
index	sheet						sheet
							3 OF 3