

Excellent Integrated System Limited

Stocking Distributor

Click to view price, real time Inventory, Delivery & Lifecycle Information:

[AVX Corporation](#)
[208459048001026](#)

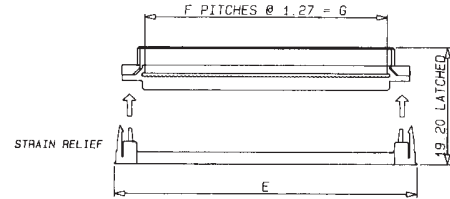
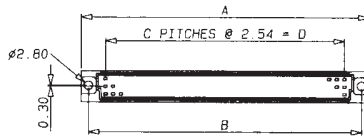
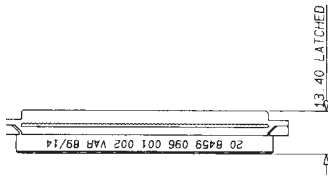
For any questions, you can email us directly:

sales@integrated-circuit.com



IDC (Insulation Displacement Connectors)

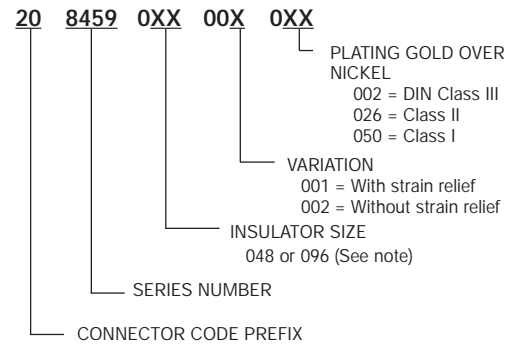
Series 8459 – IDC DIN Connector



Dimensions: millimeters (inches)

Insulator Size	A	B	C	D	E	F	G
048 position (3 x 16)	54.90 (2.16)	50.00 (1.97)	15	38.10 (1.50)	60.00 (2.36)	31	39.37 (1.55)
096 position (3 x 32)	94.90 (3.74)	90.00 (3.54)	31	78.74 (3.10)	100.00 (3.94)	63	80.01 (3.15)

ORDERING CODE



Note: 96 position insulator fitted with 2 rows of 32 positions, rows A and C.
 48 position insulator fitted with 2 rows of 16 positions, rows A and C.

Customer Application Tooling

Toggle Press

Technical Data

Force output max.	12 kN (2600 lbs)
Stroke	45mm (1.8 in)
Working height adjustable	120-360mm (5-14 in)
Overhang	86mm (3.4 in)
Ram bore dia	10 H 7 x 28mm (1/2 x 1 in)
Ram dia	32mm (1 1/4 in)
Table bore dia	20 H 7mm (0.787 in)
Table dimension	185 x 115mm (7 x 4.5 in)
Breath of T-slot	10 H 9mm (0.394 in)
Weight	30kg (66 lbs)

Non-metric dimensions are for U.S. versions only.

Ordering Code

Toggle Press Ordering Code	06 8290 7225 00 000
Platen Ordering Code	
Series 8290 socket	06 8290 7207 01 000
DIL transition connectors	06 8399 7009 00 000
Staggered transition connectors	06 8292 7010 00 000
Card edge connectors	06 6338 7116 00 000
DIL 14/16 connectors	06 8291 7009 00 000

Pneumatic

Technical Data

Force output max.	15 kN (3300 lbs)
Stroke	Factory Set
Air consumption (per stroke)	0.12scf/in (3.0 litre/cm)
Working height adjustable	3.5-8 in (90-210mm)
Overhang	3.4 in (86mm)
Ram dia	1.57 in (40mm)
Ram bore dia with fixation screw M10	5/8 x 2 in (20 H7 x 50mm)
Breadth of T-slot	0.394 in (10 H 9mm)
Table bore dia	0.787 in (20 H 7mm)
Table dimension	6 x 4 in (150 x 110mm)
Space requirement	6 x 10 in (155 x 260mm)
Air connection thread	R 1/4 in
Weight	45kg (100 lbs)

Non-metric dimensions are for U.S. versions only.

Ordering Code

Pneumatic Press Ordering Code	06 8290 7207 00 000
Platen Ordering Code	
Series 8290 socket	06 8290 7207 01 000
DIL transition connectors	06 8399 7009 00 000
Straggered transition connectors	06 8292 7010 00 000
Card edge connectors	06 6338 7116 00 000
DIL 14/16 connectors	06 8291 7009 00 000

Additional information on this product is available from AVX's catalog or AVX's FAX Service. Call 1-800-879-1613 and request document #309. Visit our website <http://www.avxcorp.com>