

Excellent Integrated System Limited

Stocking Distributor

Click to view price, real time Inventory, Delivery & Lifecycle Information:

[Johanson Technology Inc.](#)
[2450BP39C100AE](#)

For any questions, you can email us directly:

sales@integrated-circuit.com

“High Frequency Ceramic Solutions”

2.45 GHz Band Pass Filter

P/N 2450BP39C100A

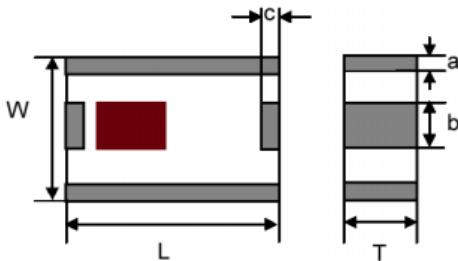
Detail Specification Page 1 of 2

Part Number	Frequency (MHz)	Insertion Loss	Attenuation (min.)	Return Loss	Ripple
2450BP39C100A_	2450 ± 50	2.5 dB max	40 dB @ 880 - 915 MHz 42 dB @ 1.71- 1.99 GHz 30 dB @ 2.1 GHz 30 dB @ 4.8 - 5.0 GHz 35 dB @ 7.2 - 7.5 GHz	9.5 dB min.	0.7 dB min.

Input Power	Group Delay	Impedance	Operating Temperature Range
500 mWatt max	5 nsec max	50 Ω	-40 to +85°C

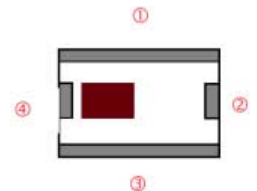
Mechanical Dimensions

	L	W	T	a	b	c
Inches	0.098 ± .008	0.079 ± .008	0.035 ± .004	0.012 ± .008	0.024 ± .008	0.012 ± .008
mm	2.5 ± 0.2	2.0 ± 0.2	0.9 ± 0.1	0.3 ± 0.2	0.6 ± 0.2	0.30 ± 0.2



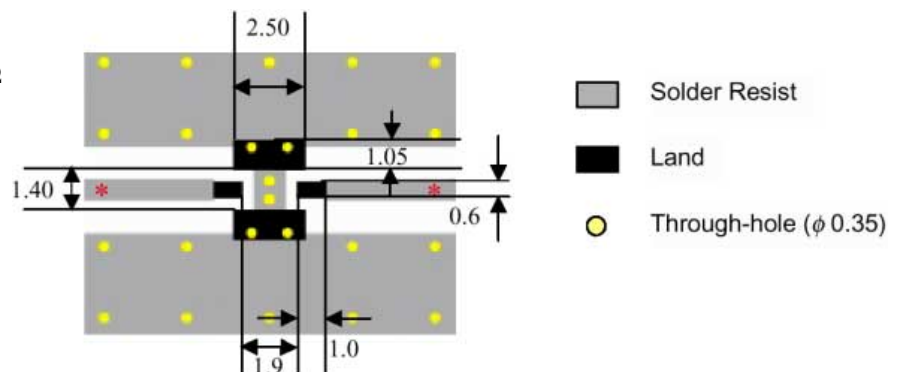
Terminal Configuration

No.	Function	No.	Function
1	GND	3	GND
2	OUT	4	IN



Mounting Considerations

Line width should be designed to provide 50Ω impedance matching characteristics.



*Johanson Technology, Inc. reserves the right to make design changes without notice.
 All sales are subject to Johanson Technology, Inc. terms and conditions.*

“High Frequency Ceramic Solutions”

2.45 GHz Band Pass Filter

P/N 2450BP39C100A

Detail Specification Page 1 of 2

Typical Transmission / Return Loss: P/N 2450BP39C100A

