

Excellent Integrated System Limited

Stocking Distributor

Click to view price, real time Inventory, Delivery & Lifecycle Information:

[Johanson Technology Inc.](#)
[5515BP15C725E](#)

For any questions, you can email us directly:

sales@integrated-circuit.com

"High Frequency Ceramic Solutions"

5.5 GHz Band Pass Filter

P/N 5515BP15C725

Detail Specification 04/15/03

Page 1 of 2

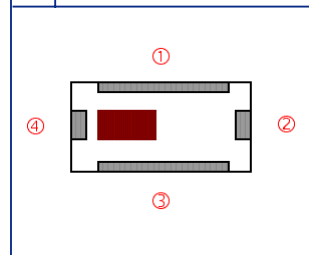
General Specifications

Part Number	5515BP15C725
Frequency (MHz)	5150 - 5875
Insertion Loss	2.5 dB max.
Return Loss	9.5 dB min.
Attenuation (min.)	30 dB @ 500-4000 MHz
Attenuation (min.)	20 dB @ 4600 MHz
Attenuation (min.)	15 dB @ 10.3-11.8 GHz

Input Power	500 Milliwatts max.
Impedance	50 Ω
Operating Temperature	-40 to +85°C
Reel Quantity	3,000

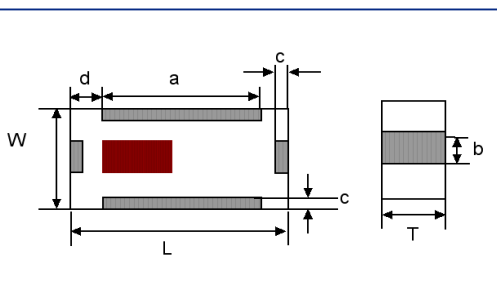
Terminal Configuration

No.	Function
1	GND
2	OUT
3	GND
4	IN



Mechanical Dimensions

	In	mm
L	0.079 ± 0.006	2.00 ± 0.15
W	0.049 ± 0.004	1.25 ± 0.10
T	0.037 ± 0.004	0.95 ± 0.10
a	0.051 ± 0.006	1.30 ± 0.15
b	0.012 ± 0.006	0.30 ± 0.15
c	0.010 ± 0.006	0.25 ± 0.15
d	0.014 ± 0.006	0.35 ± 0.15

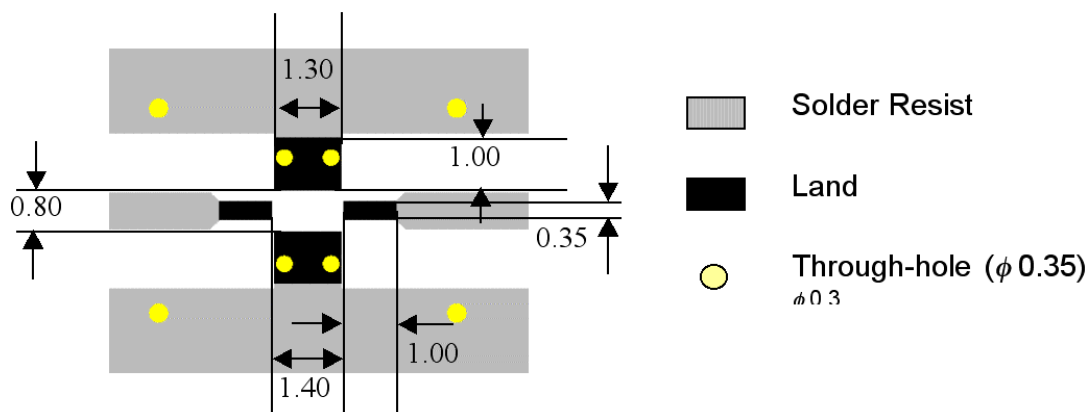


Mounting Considerations

Mount these devices with brown mark facing up.

Line width should be designed to provide 50Ω impedance matching characteristics.

Units: mm



Johanson Technology, Inc. reserves the right to make design changes without notice.

All sales are subject to Johanson Technology, Inc. terms and conditions.

"High Frequency Ceramic Solutions"

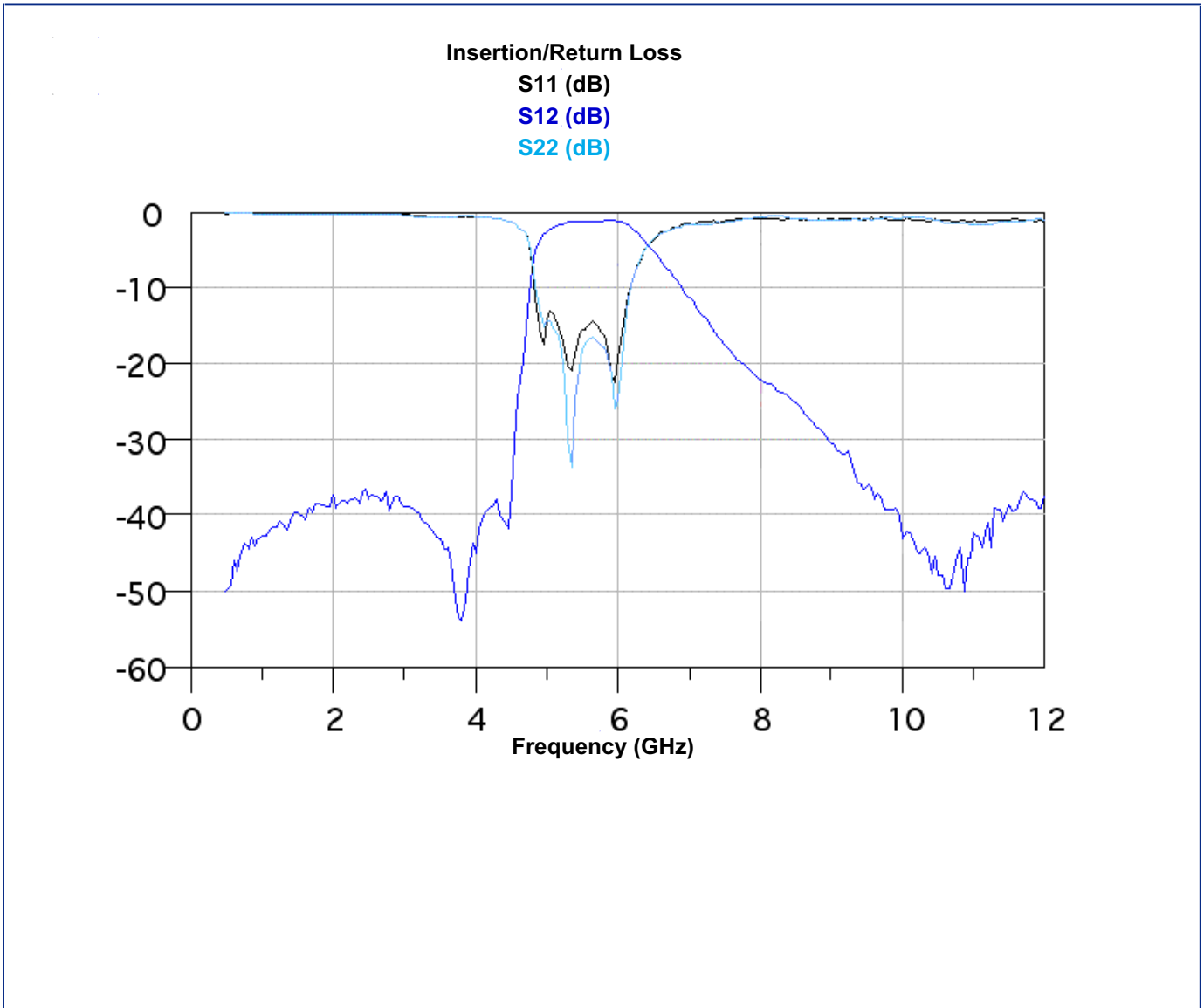
5.5 GHz Band Pass Filter

P/N 5515BP15C725

Detail Specification 04/15/03

Page 2 of 2

Typical Electrical Performance



Johanson Technology, Inc. reserves the right to make design changes without notice.

All sales are subject to Johanson Technology, Inc. terms and conditions.