

Excellent Integrated System Limited

Stocking Distributor

Click to view price, real time Inventory, Delivery & Lifecycle Information:

[Johanson Technology Inc.](#)
[1906BP18A027E](#)

For any questions, you can email us directly:
sales@integrated-circuit.com

"High Frequency Ceramic Solutions"

1.9 GHz Band Pass Filter **P/N 1906BP18A027**
 Detail Specification: 12/21/03 Page 1 of 2

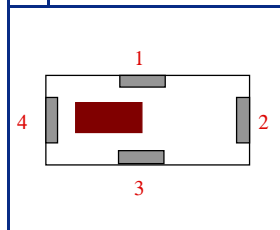
General Specifications

Part Number	1906BP18A027	
Frequency (MHz)	1893 - 1920	
Insertion Loss	1.5 dB max.	
Return Loss	9.5 dB min.	
Attenuation (min.)	1405 ~ 1440 MHz	38 dB
Attenuation (min.)	1649 ~ 1680 MHz	10 dB
Attenuation (min.)	3786 ~ 3840 MHz	24 dB
Attenuation (min.)	5679 ~ 5760MHz	20 dB

Input Power	500 mW max.
Impedance	50 Ω
Operating Temperature	-40 to +85°C
Storage Temperature	-40 to +85°C
Reel Quantity	3,000

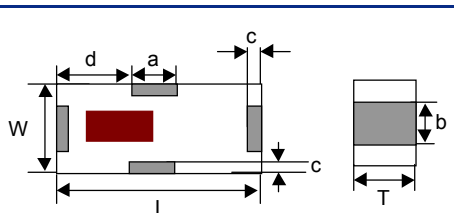
Terminal Configuration

No.	Function
1	IN
2	GND
3	OUT
4	GND



Mechanical Dimensions

	In	mm
L	0.126 ± 0.006	3.20 ± 0.15
W	0.063 ± 0.006	1.60 ± 0.15
T	0.051 ± 0.004	1.30 ± 0.10
a	0.020 ± 0.006	0.50 ± 0.15
b	0.031 ± 0.006	0.80 ± 0.15
c	0.010 ± 0.006	0.25 ± 0.15
d	0.053 ± 0.008	1.35 ± 0.20

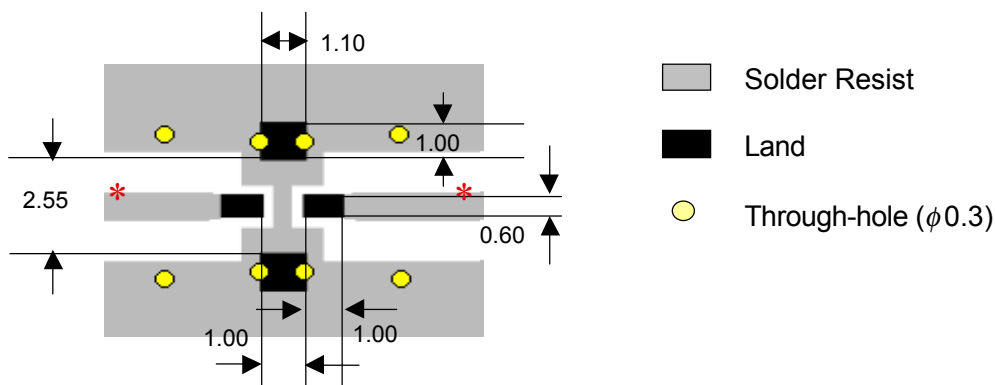


Mounting Considerations

Mount these devices with brown mark facing up.

* Line width should be designed to provide 50Ω impedance matching characteristics.

Units: mm



Johanson Technology, Inc. reserves the right to make design changes without notice.

All sales are subject to Johanson Technology, Inc. terms and conditions.

"High Frequency Ceramic Solutions"

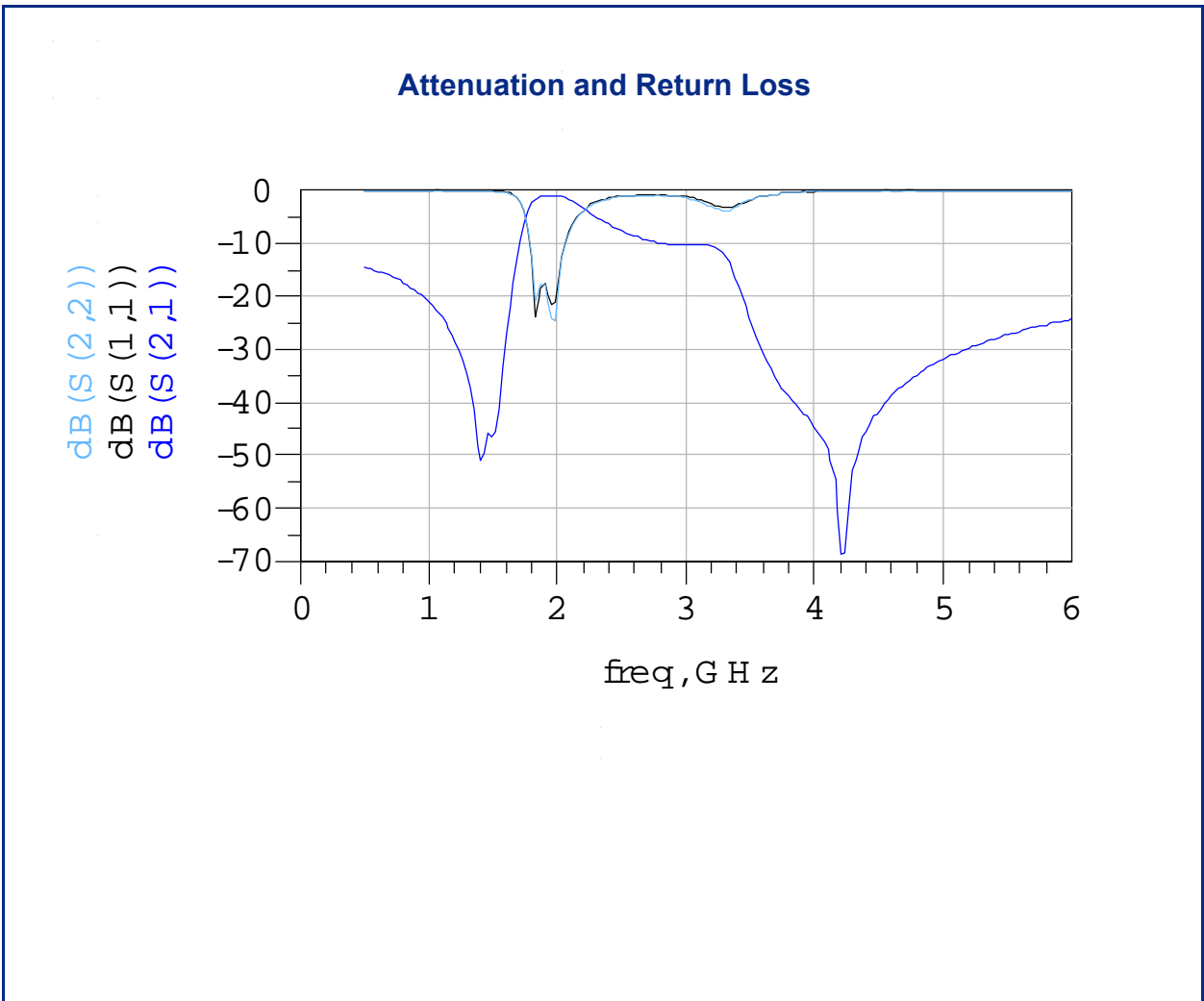
1.9 GHz Band Pass Filter

P/N 1906BP18A027

Detail Specification: 12/21/03

Page 2 of 2

Typical Electrical Performance (T=25°C)



Johanson Technology, Inc. reserves the right to make design changes without notice.

All sales are subject to Johanson Technology, Inc. terms and conditions.