

Excellent Integrated System Limited

Stocking Distributor

Click to view price, real time Inventory, Delivery & Lifecycle Information:

[Johanson Technology Inc.](#)
[1906BP39B027E](#)

For any questions, you can email us directly:
sales@integrated-circuit.com

PRELIMINARY

1.90 GHz Band Pass Filter **P/N 1906BP39B027**
 Detail Specification: 06/05/07 Page 1 of 2

General Specifications

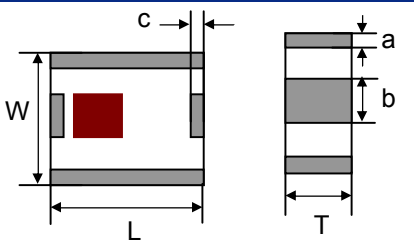
Part Number	1906BP39B027	
Frequency (MHz)	1893 - 1920	
Insertion Loss	2.8 dB max.	
Return Loss	9.5 dB min.	
Attenuation (min.)	1660 MHz	40 dB
Attenuation (min.)	2139 MHz	12 dB

Input Power	500 mW max.
Impedance	50 Ω
Operating Temperature	-40 to +85°C
Storage Temperature	-40 to +85°C
Reel Quantity	3,000
MSL	2 *

* - 1 yr shelf life in bag; 1 week shelf life out of bag;
 Vacuum reseal unused reel

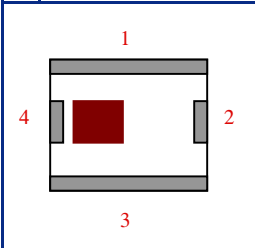
Mechanical Dimensions

	In	mm
L	0.098 ± 0.008	2.50 ± 0.20
W	0.079 ± 0.008	2.00 ± 0.20
T	0.043 ± 0.004	1.10 ± 0.10
a	0.012 ± 0.008	0.30 ± 0.20
b	0.024 ± 0.008	0.60 ± 0.20
c	0.012 ± 0.008	0.30 ± 0.20



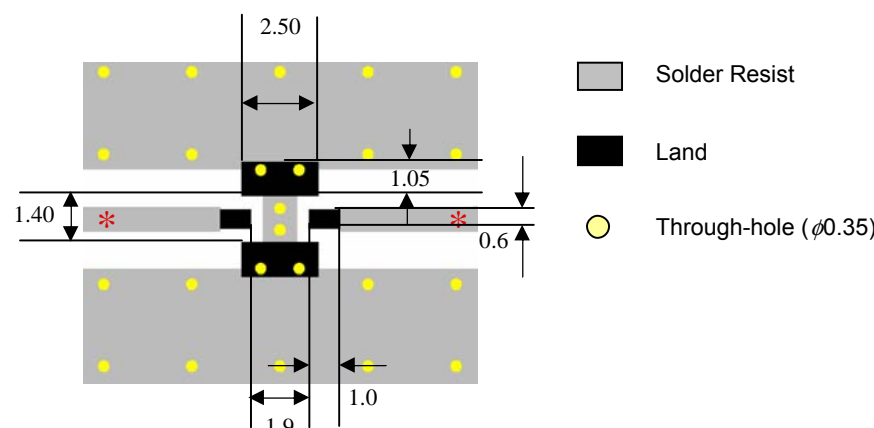
Terminal Configuration

No.	Function
1	GND
2	OUT
3	GND
4	IN



Mounting Considerations

Mount these devices with brown mark facing up.
 * Line width should be designed to provide 50 Ω impedance matching characteristics.
 Units: mm



Legend:
 [Grey Box] Solder Resist
 [Black Box] Land
 [Yellow Circle] Through-hole (∅0.35)

Johanson Technology, Inc. reserves the right to make design changes without notice.
 All sales are subject to Johanson Technology, Inc. terms and conditions.

PRELIMINARY

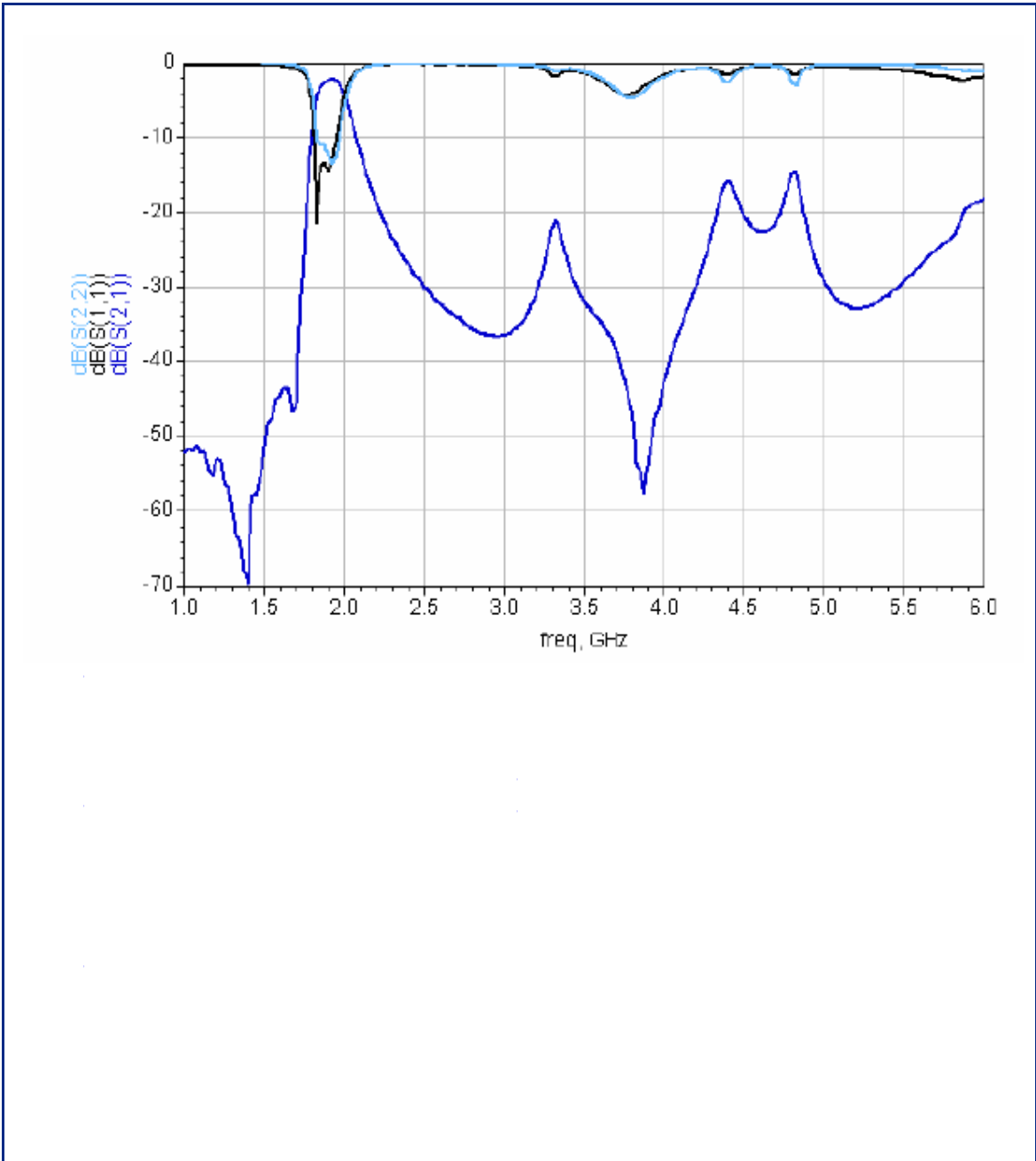
1.90 GHz Band Pass Filter

P/N 1906BP39B027

Detail Specification: 06/05/07

Page 2 of 2

Typical Electrical Performance (T=25°C)



Johanson Technology, Inc. reserves the right to make design changes without notice.
All sales are subject to Johanson Technology, Inc. terms and conditions.