

Excellent Integrated System Limited

Stocking Distributor

Click to view price, real time Inventory, Delivery & Lifecycle Information:

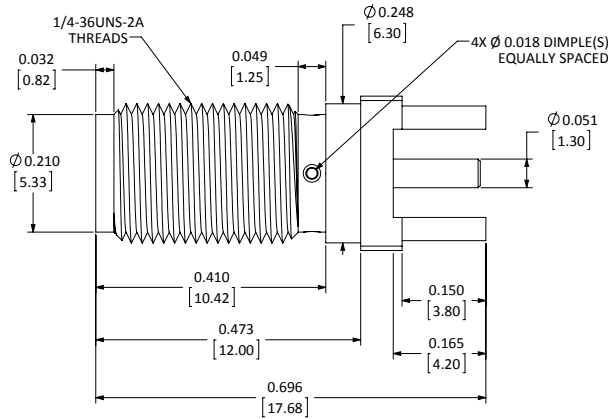
[Linx Technologies](#)
[CONSMA008](#)

For any questions, you can email us directly:

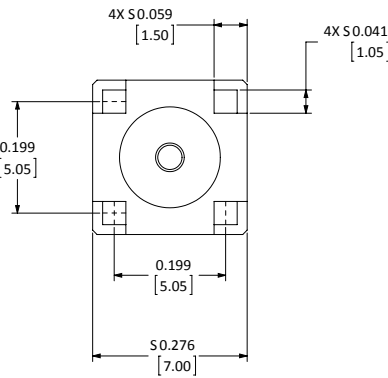
sales@integrated-circuit.com

DESCRIPTION	MATERIAL	FINISH
BODY	BRASS	NICKEL
SOCKET	BeCu	GOLD
INSULATION	PTFE	N/A
WASHER	BRASS	NICKEL
NUT	BRASS	NICKEL

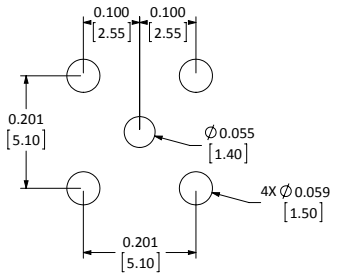
REVISIONS			
REV	DESCRIPTION	DATE	APPV
B	ADDED NUT AND WASHER	2/18/10	CJ
C	UPDATED FOOTPRINT AND DIMENSIONS; ADDED NEW TITLE BLOCK	2-JUL-12	SAH
D	ADDED DIMPLE TO PART	3-JUN-13	SAH



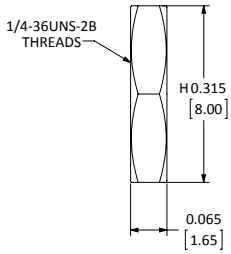
SIDE VIEW



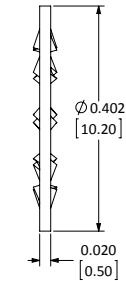
BACK VIEW



RECOMMENDED FOOTPRINT



NUT



WASHER

- NOTES: (UNLESS OTHERWISE SPECIFIED)
1. ALL DIMENSIONS ARE IN INCHES [mm].
 2. DIMENSIONS APPLY AFTER FINISHING.
 3. MANUFACTURE TO BE COMPLIANT WITH EU RoHS DIRECTIVE.
 4. SAFETY BREAK ALL SHARP CORNERS AND EDGES .02 MAXIMUM.

WARNING: THIS DRAWING CONTAINS PROPRIETARY INFORMATION THAT IS THE SOLE PROPERTY OF LINX TECHNOLOGIES, AND SHALL BE TREATED AS SUCH. NO DISCLOSURE OR REPRODUCTION OF THIS DOCUMENT IS PERMITTED, IN WHOLE OR IN PART, WITHOUT THE EXPRESS WRITTEN PERMISSION OF LINX TECHNOLOGIES OR ITS DESIGNATED AGENTS.

MATERIAL: INTERPRET DIMENSIONS AND TOLERANCES PER ASME Y14.5. PROJECTION: SURFACE FINISH: ✓ ANGLES: ±1° TOLERANCES: X ±.1 .XX ±.01 .XXX ±.005 DRAWN: B.MURPHY DT: 8-MAR-13 ENGR: S.HOGAN DT: 3-JUN-13

Linx 159 ORT LANE MERLIN, OR 97532
TITLE: SMA FEMALE PCB MOUNT EXTENDED
SIZE: DWG. NO. **B** CON SMA008 **REV** **D**
 SCALE: 6:1 DO NOT SCALE DRAWING SHEET 1 OF 1 LDCF08_C