

Excellent Integrated System Limited

Stocking Distributor

Click to view price, real time Inventory, Delivery & Lifecycle Information:

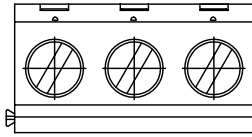
[On-Shore Technology, Inc.](#)

[OSTYC022150](#)

For any questions, you can email us directly:

sales@integrated-circuit.com

SIGN	DATE	DESCRIPTION	APPROVER
△	12.18.2008	Ratings and approval changed	RT
THIS IS CAD DRAWING, DO NOT REVISE MANUALLY!!!			



Material

- Terminal body
- (metal housing): Brass(CuZn)
- Terminal screw: Steel Zinc plating "-" slot type
- Contacts: Brass
- Surface of solder tail: Tin plated
- Insulator (housing): Thermoplastic (UL94V-0)

Electrical

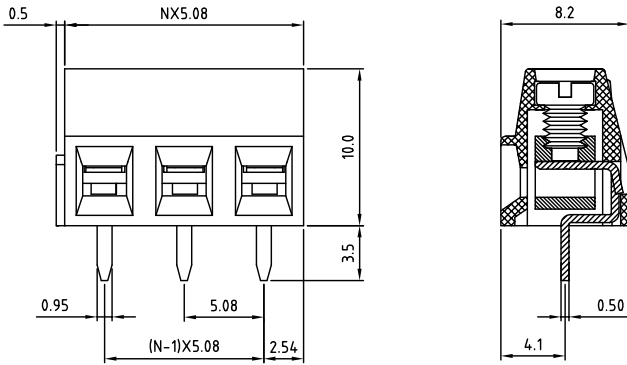
- Voltage rating: 300VAC
- Current rating: 10A (15A*)
- Wire range:
 - Solid wire(AWG): 16-26 (14-30)△
 - Stranded wire(AWG): 16-26(14-30)△
- Torque(Lb-In): 3.5
- Screw: M2.5
- Wire strip length: 6-7mm
- Withstanding Voltage: 1.6KV
- Operating temperature: -30°C to +105°C
- Soldering temperature: 250°C±10°C/5 Sec
- Safety Approval: us △

RoHS Compliant

PART NUMBER:

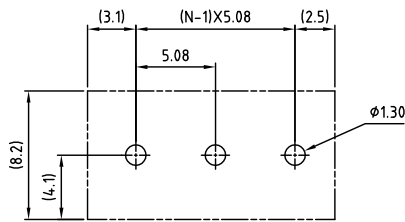
OSTYCXX2150

No. of Poles	COLOR
02: 2 Poles	0: Black
03: 3 Poles	5: Green (Standard)
:	8: Grey
24: 24 Poles	6: Blue



N=Number of poles

P.C.B LAYOUT



THESE DRAWINGS AND SPECIFICATIONS ARE THE PROPERTY OF ON-SHORE TECHNOLOGY, INC. AND SHALL NOT BE REPRODUCED, COPIED OR USED IN ANY MANNER WITHOUT THE PRIOR WRITTEN CONSENT OF ON-SHORE TECHNOLOGY, INC.

OST ON-SHORE TECHNOLOGY, INC.					
TITLE	OSTYC 5.08mm Series				
PART NO.	OSTYCXX2150				
DWG NO.	OSTYCXX2150.DWG				
APPROVED	CHECKED	DESIGNED	DRAWN	CUST NO.	Tolerance
Shi Jun 2006.10.20	Shi Jun 2006.10.20	xionghaitao 2006.10.20	xionghaitao 2006.10.20		X ±0.50 X.X ±0.30 X.XX ±0.10 X* ±1°
SHEET: 01/01				REV: F	UNIT: mm SCALE: NONE