

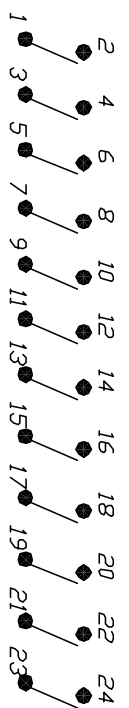
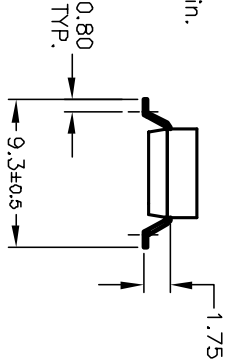
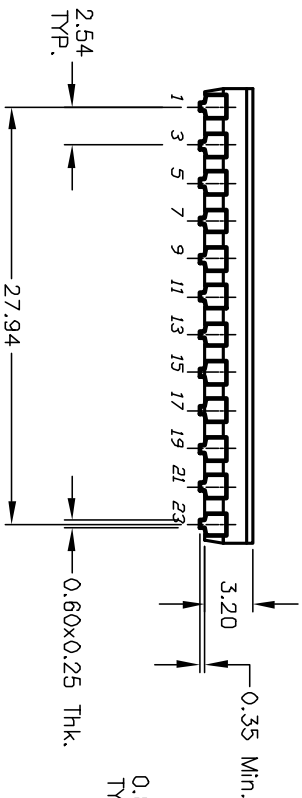
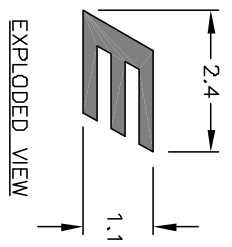
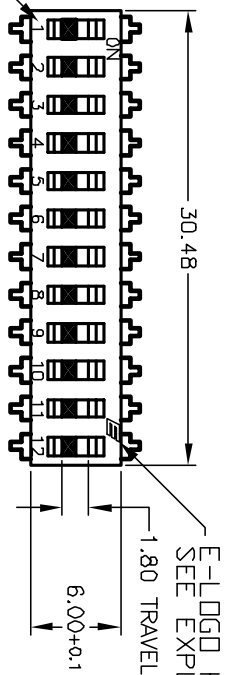
Excellent Integrated System Limited

Stocking Distributor

Click to view price, real time Inventory, Delivery & Lifecycle Information:

[E-Switch](#)
[KAJ12SGGT](#)

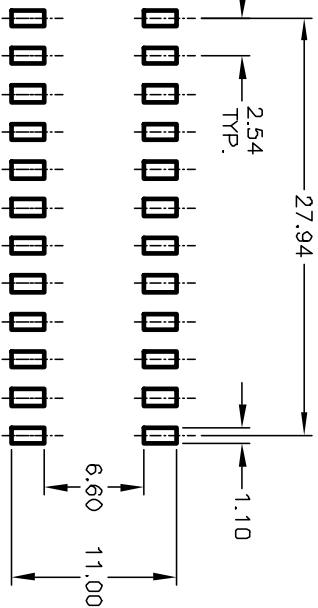
For any questions, you can email us directly:
sales@integrated-circuit.com



NOTES:

1. ALL DIMENSIONS IN MM
2. GENERAL TOLERANCE: X.XX=±0.4
X.XX=±0.25
3. TERM. NOS. FOR REFERENCE ONLY.
4. CONTACT RATINGS: 25mA @24VDC. (Switch)
100mA @50VDC. (Carry)
- ▲ 5. CONTACT MATERIAL:
CONTACTS: (MOVABLE) Copper w/Gold Plate
TERMINALS: BRASS w/Gold Plate
6. INSULATION RESISTANCE:
100 Mega-OHMS min. @500VDC
7. CONTACT RESISTANCE:
50 MILLI-OHMS typical @2-4VDC @100mA
8. OPERATING TEMP.:
-40°C to +80°C
9. PACKAGE: IN DISPENSING TUBES
WITH ALL POLES IN THE "OFF" POSITION.

RECOMMENDED P.C.B. LAYOUT



REV.	A	ECN No.	12540	DESCRIPTION	RELEASED FOR PRODUCTION	DATE	7/1/02	CHKD	CJB
THE INFORMATION CONTAINED IN THIS DOCUMENT IS PROPRIETARY TO E-SWITCH AND IS NOT TO BE COPIED OR TRANSMITTED									

TITLE	KAJ12 SG GT (GOLD) LOW PROFILE W/D TAPE								
SCALE	2:1	DATE	7/1/02	DR	CJB	DWG	W825231	REV	A

E-SWITCH®