

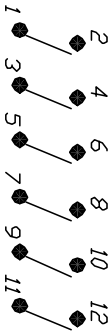
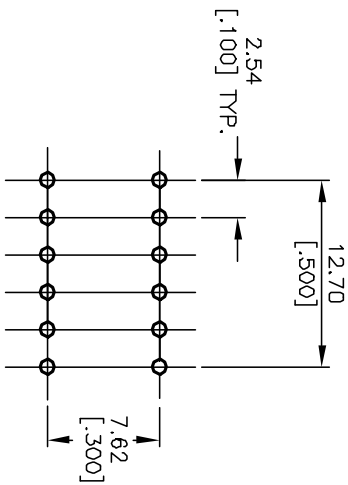
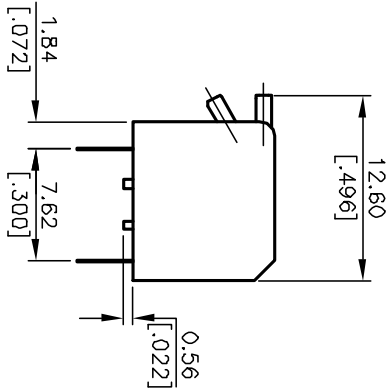
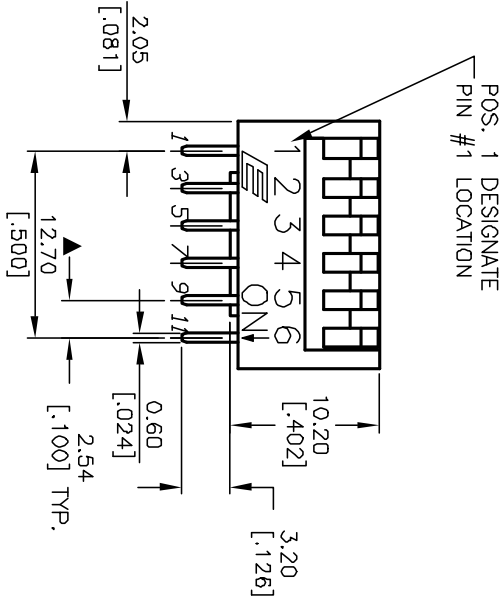
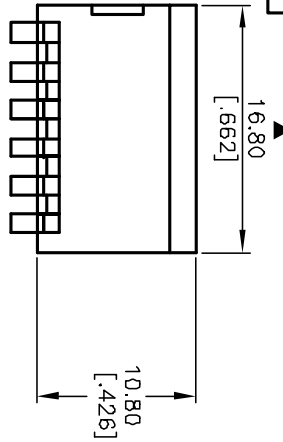
Excellent Integrated System Limited

Stocking Distributor

Click to view price, real time Inventory, Delivery & Lifecycle Information:

[E-Switch](#)
[KAP1106E](#)

For any questions, you can email us directly:
sales@integrated-circuit.com



CONTACT CONFIGURATION

*K(Pos. 1 Denotes Pin No. 1)

RECOMMEND P.C.B. LAYOUT -FOR 6 POS.

NOTES:

1. ALL DIMENSIONS IN MM
2. GENERAL TOLERANCE: X.X=±0.4
X.XX=±0.25
3. TERM. NOS. FOR REFERENCE ONLY.
4. CONTACT RATINGS: 25mA @24VDC.
5. MATERIAL: (TERMINALS/CONTACTS):
PHOSPHOR BRONZE w/Gold Plate over
Nickel Plate
6. INSULATION RESISTANCE:
100Mega-OHMS min @500VDC
7. CONTACT RESISTANCE (INITIAL):
50mILI-OHMS @2-4VDC @100mA
8. OPERATING FORCE: 1000gf max.
9. TRAVEL: 2mm typical
10. SWITCHES SUPPLIED IN DISPENSING TUBES
WITH ALL POLES IN THE "OFF" POSITION.
11. ▲ DENOTES CRITICAL PARAMETER.

REV.	ECN No.	DESCRIPTION	DATE	CHKD
A	13130	RELEASED FOR PRODUCTION	5/12/03	

TITLE	SCALE	DATE	DR	DWG	REV
KAP1106E	2:1	5/12/03	AR	N411062	A

E-SWITCH®

THE INFORMATION CONTAINED IN THIS DOCUMENT IS PROPRIETARY TO E-SWITCH AND IS NOT TO BE COPIED OR TRANSFERRED