

## Excellent Integrated System Limited

Stocking Distributor

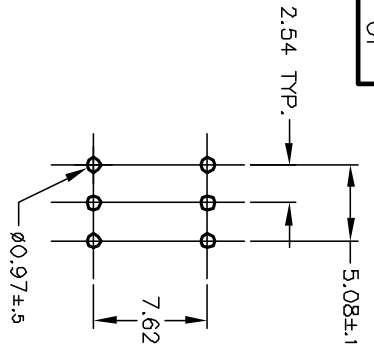
Click to view price, real time Inventory, Delivery & Lifecycle Information:

[E-Switch](#)  
[KAS1103ET](#)

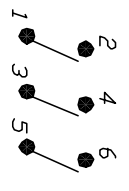
For any questions, you can email us directly:

[sales@integrated-circuit.com](mailto:sales@integrated-circuit.com)

SHEET OF



RECOMMEND P.C.B. LAYOUT -For 8 Pos.

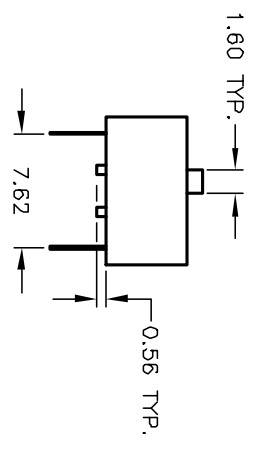
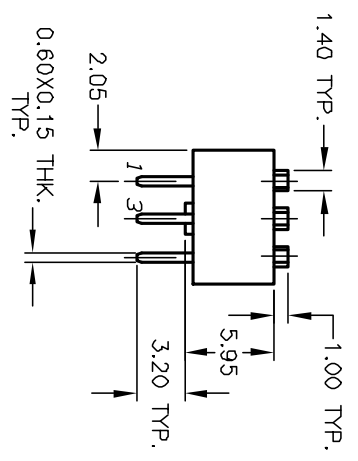
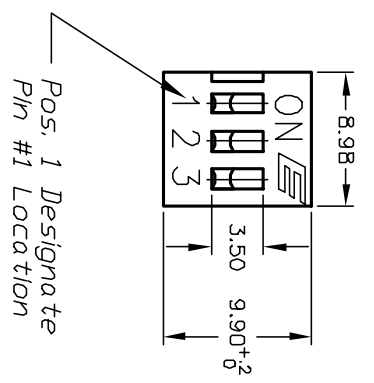


CONTACT CONFIGURATION

\* (Pos. 1 Denotes Pin No. 1)

NOTES:

1. ALL DIMENSIONS IN MM
2. GENERAL TOLERANCE: X.X=±0.4  
X.XX=±0.25
3. TERM. NOS. FOR REFERENCE ONLY.
4. CONTACT RATINGS: 25mA @24VDC.
5. MATERIAL (TERMINALS/CONTACTS):  
PHOSPHOR BRONZE w/Gold Plate over Nickel Plate
6. INSULATION RESISTANCE:  
100Mega-OHMS min @500VDC
7. CONTACT RESISTANCE (INITIAL):  
50mILLI-OHMS @2-4VDC @100mA
8. OPERATING FORCE: 1000gf max.
9. TRAVEL: 2mm typical
10. PACKAGED: DISPENSING TUBES
11. ▲ DENOTES CRITICAL PARAMETER.
12. TOP TAPE SEAL FOR FLUX WASH



REV.	ECN No.	DESCRIPTION	DATE	CHKD
A	12974	RELEASED FOR PRODUCTION	3/28/03	AR

TITLE	SCALE	DATE	DR	DWG	REV
KAS1103ET	2:1	3/28/03	AR	N211031	A

**E-SWITCH®**

THE INFORMATION CONTAINED IN THIS DOCUMENT IS PROPRIETARY TO E-SWITCH AND IS NOT TO BE COPIED OR TRANSMITTED