

Excellent Integrated System Limited

Stocking Distributor

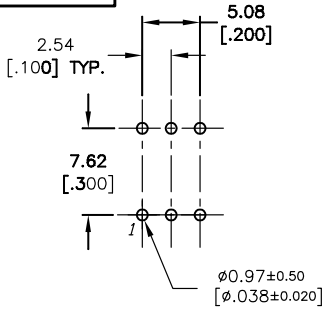
Click to view price, real time Inventory, Delivery & Lifecycle Information:

[E-Switch](#)
[KAS1103RT](#)

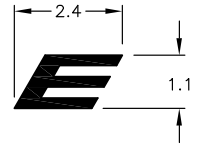
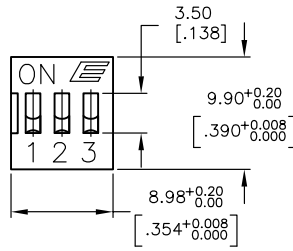
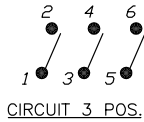
For any questions, you can email us directly:

sales@integrated-circuit.com

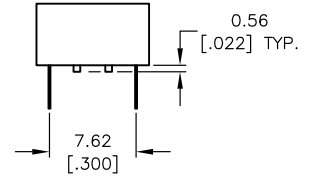
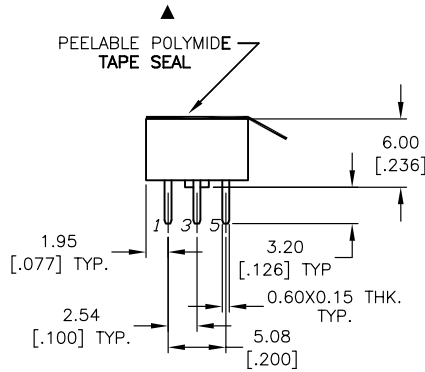
SHEET 1 OF 1



*(Pos. 1 Denotes Pin No. 1)
RECOMMEND P.C.B. LAYOUT



EXPLODED VIEW



NOTES:

1. ALL DIMENSIONS IN MM [INCH]
2. GENERAL TOLERANCE: X.X=±0.4
X.XX=±0.25
3. TERM. NOS. FOR REFERENCE ONLY.
- ▲4. CONTACT RATINGS: 25mA @24VDC. (Switch)
100mA @50VDC. (Carry)
5. CONTACT MATERIAL:
CONTACTS: (MOVABLE) GOLD PLATE
TERMINALS: GOLD PLATE
6. INSULATION RESISTANCE;
100 MEGA-OHMS MIN. @500VDC
7. CONTACT RESISTANCE;
50 MILLI-OHMS TYPICAL @2-4VDC @100mA
8. OPERATING TEMP.;
-40°C to +80°C
- ▲9. PACKAGE: IN DISPENSING TUBES
WITH ALL POLES IN THE "OFF" POSITION.
- ▲10. TAPE SEAL FOR FLUX WASH.
11. ▲ DENOTES CRITICAL PARAMETER.

E-SWITCH®

A	13541	RELEASED FOR PRODUCTION	10/17/03	AR
REV.	ECN No.	DESCRIPTION	DATE	CHKD

TITLE				
KAS1103RT				
SCALE	DATE	DR	DWG	REV
2:1	10/17/03	AR	N311031	A

THE INFORMATION CONTAINED IN THIS DOCUMENT IS PROPRIETARY TO E-SWITCH AND IS NOT TO BE COPIED OR TRANSFERRED