

Excellent Integrated System Limited

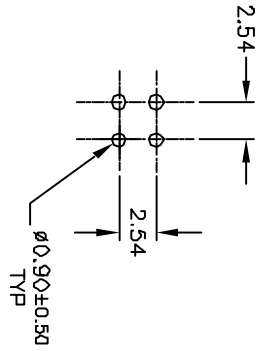
Stocking Distributor

Click to view price, real time Inventory, Delivery & Lifecycle Information:

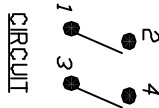
[E-Switch](#)
[KAS2102ET](#)

For any questions, you can email us directly:

sales@integrated-circuit.com

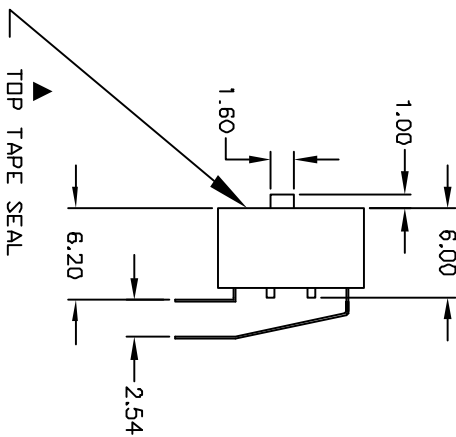
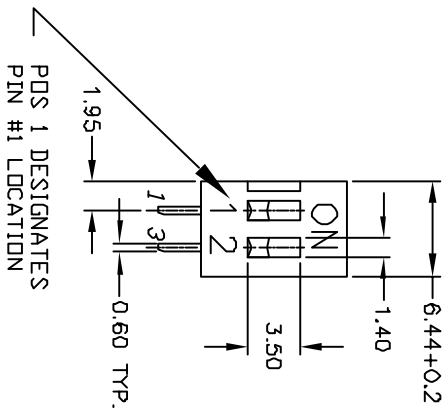
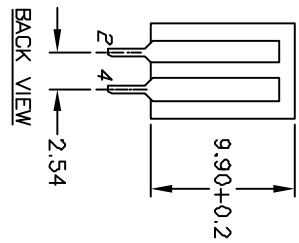


RECOMMENDED P.C.B. LAYOUT



NOTES:

1. ALL DIMENSIONS IN MM
2. GENERAL TOLERANCE: X.X=±0.4
X.XX=±0.25
3. TERM. NOS. FOR REFERENCE ONLY.
4. CONTACT RATINGS: 25mA @24VDC.
5. MATERIAL (TERMINALS/CONTACTS):
PHOSPHOR BRONZE w/GOLD PLATE OVER
NICKEL PLATE
6. INSULATION RESISTANCE:
100MEGA-OHMS MIN @500VDC
7. CONTACT RESISTANCE (INITIAL):
50MILLI-OHMS @2-4VDC @100mA
8. OPERATING FORCE: 1000GF MAX.
9. TRAVEL: 2MM TYPICAL
- ▲ 10. PACKAGED: DISPENSING TUBES
WITH ALL POLES IN THE "OFF" POSITION.
11. TOP TAPE SEAL FOR FLUX WASH
12. ▲ DENOTES CRITICAL PARAMETER.



E-SWITCH®

A	13310	RELEASED FOR PRODUCTION	7/23/03	AR
REV.	ECN NO.	DESCRIPTION	DATE	CHKD

TITLE	KAS2102ET			
SCALE	2:1	DATE	7/23/03	DR
				AR
		DWG	N321021	REV
				A

THE INFORMATION CONTAINED IN THIS DOCUMENT IS PROPRIETARY TO E-SWITCH AND IS NOT TO BE COPIED OR TRANSMITTED