

Excellent Integrated System Limited

Stocking Distributor

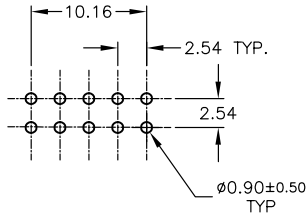
Click to view price, real time Inventory, Delivery & Lifecycle Information:

[E-Switch](#)
[KAS2105E](#)

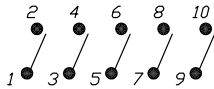
For any questions, you can email us directly:

sales@integrated-circuit.com

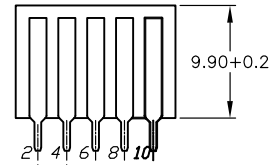
SHEET 1 OF 1



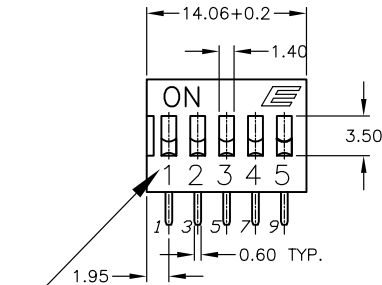
RECOMMENDED P.C.B. LAYOUT



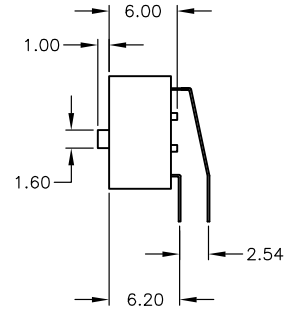
CIRCUIT



BACK VIEW



POS 1 DESIGNATES PIN #1 LOCATION



NOTES:

1. ALL DIMENSIONS IN MM
2. GENERAL TOLERANCE: X.X=±0.4
X.XX=±0.25
3. TERM. NOS. FOR REFERENCE ONLY.
4. CONTACT RATINGS: 25mA @24VDC.
5. MATERIAL (TERMINALS/CONTACTS):
PHOSPHOR BRONZE w/GOLD PLATE OVER NICKEL PLATE
6. INSULATION RESISTANCE:
100MEGA-OHMS MIN @500VDC
7. CONTACT RESISTANCE (INITIAL):
50mILLI-OHMS @2-4VDC @100mA
8. OPERATING FORCE: 1000GF MAX.
9. TRAVEL: 2MM TYPICAL
- ▲ 10. PACKAGED: DISPENSING TUBES
WITH ALL POLES IN THE "OFF" POSITION.
11. ▲ DENOTES CRITICAL PARAMETER.

					E-SWITCH®				
					TITLE KAS2105E				
A	13541	RELEASED FOR PRODUCTION	10/17/03	AR	SCALE	DATE	DR	DWG	REV
REV.	ECN No.	DESCRIPTION	DATE	CHKD	2:1	10/17/03	AR	N321050	A
<small>THE INFORMATION CONTAINED IN THIS DOCUMENT IS PROPRIETARY TO E-SWITCH AND IS NOT TO BE COPIED OR TRANSFERRED</small>									