

Excellent Integrated System Limited

Stocking Distributor

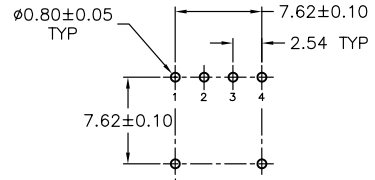
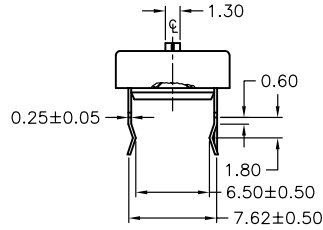
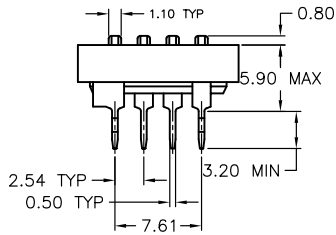
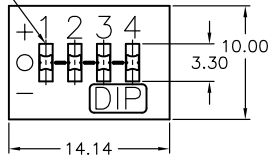
Click to view price, real time Inventory, Delivery & Lifecycle Information:

[E-Switch](#)
[KAT1104E](#)

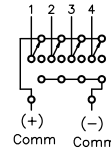
For any questions, you can email us directly:
sales@integrated-circuit.com

SHEET OF

POS. 1 DESIGNATE
PIN #1 LOCATION



RECOMMENDED PCB LAYOUT



CONTACT CONFIGURATION
POS. 1 DENOTES PIN #1

NOTES:

1. ALL DIMENSIONS IN MM
2. GENERAL TOLERANCE: 0.0=±0.4
0.00=±0.25
3. TERM. NOS. FOR REF. ONLY
4. SWITCHES SUPPLIED IN DESPENSING TUBES
PACKAGE WITH ALL POLES IN
THE "OFF" POSITION- 19 SWITCHES/TUBE
5. CONTACT RATING: 25mA @24V DC
6. OPERATING LIFE: 2,000 make-and-break cycles
7. OPERATING FORCE: 1000gf max.
8. TRAVEL: 2.0mm typical
9. DIELECTRIC STRENGTH: 500V RMS min @seal level
between adj. term.
10. TEMP. RANGE: -40C to 85C

E-SWITCH®

TITLE					KAT1104E (4 Pos. DIP Switch) Package in Tubes				
SCALE	3:1	DATE	11/5/03	DR	AR	DWG	N711040	REV	A

A	13577	RELEASED FOR PRODUCTION	11/5/03	AR
REV.	ECN No.	DESCRIPTION	DATE	CHKD

THE INFORMATION CONTAINED IN THIS DOCUMENT
IS PROPRIETARY TO E-SWITCH AND IS
NOT TO BE COPIED OR TRANSFERRED