

Excellent Integrated System Limited

Stocking Distributor

Click to view price, real time Inventory, Delivery & Lifecycle Information:

[Microchip Technology](#)
[AC164128](#)


For any questions, you can email us directly:

sales@integrated-circuit.com

PICtail board for SD and MMC

[Buy AC164122](#)

The PICtail Daughter Board for SD and MMC cards (AC164122) is a universal board that interfaces the Secure Digital (SD) and Multi-Media Card (MMC) to the Serial Peripheral Interface (SPI) bus of the microcontroller. This PICtail board is designed to operate with a multitude of demonstration boards, including all those having PICtail signals, those with PICtail Plus signals (utilizing the card-edge connectors like the Explorer 16), and those with non-standard PICtail signals.



PICtail Plus board for Ethernet

[Buy AC164123](#)

The Ethernet PICtail Plus Daughter Board provides a cost-effective method of evaluating and developing Ethernet control applications. The board is designed for flexibility and can be plugged into Microchip's Explorer 16 (DM240001) development boards. The development board is populated with the 28-Pin ENC28J60 Ethernet controller which interfaces to the RJ-45 female connector. When used in conjunction with the Microchip TCP/IP stack the Ethernet PICtail™ Plus daughter board allows a developer to connect any Microchip 16-bit product to an Ethernet.



Prototype PICtail Plus Daughter Board

[Buy AC164126](#)


The Prototype PICtail Plus Daughter Board is an expansion breadboard card for the Explorer 16 Evaluation Board using PIC24 MCU or dsPIC33 DSC. This board is an 8x8 cm board with a card-edge connector to plug directly into the PICtail Plus expansion socket. The breadboard area provides access to all of the processor pins and a general purpose prototyping area. AC164126 kit contains three blank Prototype PICtail Plus Daughter Boards.



IrDA PICtail Plus Daughter Board

[Buy AC164124](#)

The IrDA PICtail Plus Daughter Board is designed to operate in conjunction with Microchips Explorer 16 or other development boards with a PICtail Plus connector and AN1071 IrDA Standard Stack for Microchip 16-Bit Microcontrollers to create an IrDA-enabled development and evaluation platform. The IrDA Stack is written to operate with the IrDA-enabled UARTs on the PIC24F, PIC24H, and dsPIC33 16-bit controllers and digital signal controllers.



Speech Playback PICtail Plus Daughter Board


[Buy AC164125](#)

The Speech Playback PICtail Plus Daughter Board is for evaluation and development of speech recording and playback applications using Adaptive Differential Pulse Code Modulation (ADPCM). The daughter board is designed to interface with both the PICtail interface used on many PIC16 and PIC18 evaluation boards and the PICtail Plus card edge connector used on PIC24 and dsPIC evaluation boards. Reference AN643 for information on implementing an ADPCM solution.



PICDEM Z MRF24J40 2.4 GHz Daughter Card

[Buy AC163027-4](#)

<p>The PICDEM Z 2.4 GHz daughter card includes the Microchip MRF24J40 transceiver, a PCB antenna and a connector to the PICDEM Z Motherboard.</p>	
<p>Motor Control Interface PICTail Plus D-Card</p> <p>This PICTail MC board interfaces with Explorer 16 (DM240001) and the HV/LV Power Module (DM300021 and DM300022). It has a variety of test points that will make debugging of your application easier. It also has hardware support for sensor and sensor-less applications such as Hall sensors, optical encoder, back EMF and current sensing. This uses dsPIC33F device family for the MC development as opposed to the DM300020 that targets dsPIC30F for the MC application development.</p>	<p>Buy AC164128</p> 