

Excellent Integrated System Limited

Stocking Distributor

Click to view price, real time Inventory, Delivery & Lifecycle Information:

[Kingbright](#)
[KM23SRT](#)

For any questions, you can email us directly:

sales@integrated-circuit.com

KM23SRT

SUPER BRIGHT RED

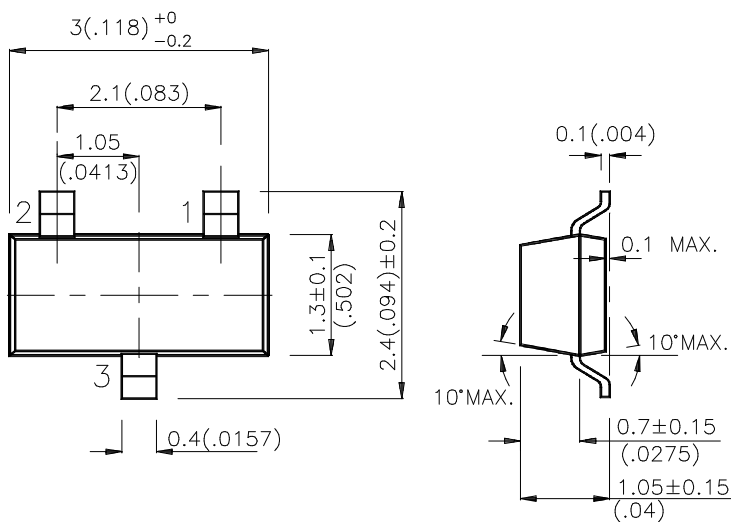
Features

- SOT-23 PACKAGE SURFACE MOUNT LED LAMP.
- LOW POWER CONSUMPTION.
- LONG LIFE - SOLID STATE RELIABILITY.
- PACKAGE: 2000PCS / REEL.

Description

The Super Bright Red source color devices are made with Gallium Aluminum Arsenide Red Light Emitting Diode.

Package Dimensions



- 1 N.C.
- 2 CATHODE
- 3 ANODE

Notes:

1. All dimensions are in millimeters (inches).
2. Tolerance is $\pm 0.25(0.01)$ " unless otherwise noted.
3. Lead spacing is measured where the lead emerge package.
4. Specifications are subject to change without notice.



Selection Guide

Part No.	Dice	Lens Type	Iv (mcd) @ 20 mA		Viewing Angle
			Min.	Typ.	θ1/2
KM23SRT	SUPER BRIGHT RED (GaAlAs)	RED TRANSPARENT	18	60	140°

Note:

1. θ1/2 is the angle from optical centerline where the luminous intensity is 1/2 the optical centerline value.

Electrical / Optical Characteristics at T_A=25°C

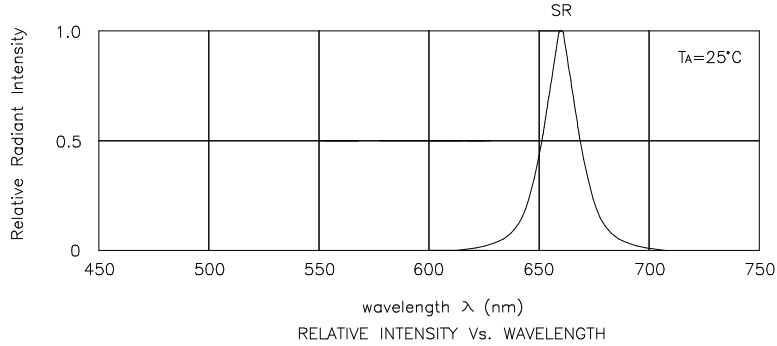
Symbol	Parameter	Device	Typ.	Max.	Units	Test Conditions
λ _{peak}	Peak Wavelength	Super Bright Red	660		nm	I _F = 20mA
λ _D	Dominate Wavelength	Super Bright Red	640		nm	I _F = 20mA
Δλ _{1/2}	Spectral Line Half-width	Super Bright Red	20		nm	I _F = 20mA
C	Capacitance	Super Bright Red	45		pF	V _F = 0V; f = 1MHz
V _F	Forward Voltage	Super Bright Red	1.85	2.5	V	I _F = 20mA
I _R	Reverse Current	Super Bright Red		10	μA	V _R = 5V

Absolute Maximum Ratings at T_A=25°C

Parameter	Super Bright Green	Units
Power dissipation	100	mW
DC Forward Current	30	mA
Peak Forward Current [1]	155	mA
Reverse Voltage	5	V
Operating/Storage Temperature	-40°C To +85°C	

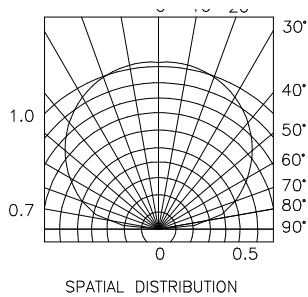
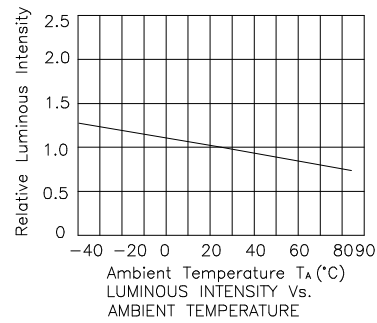
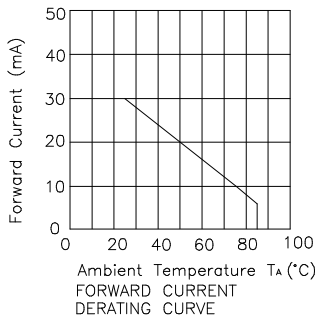
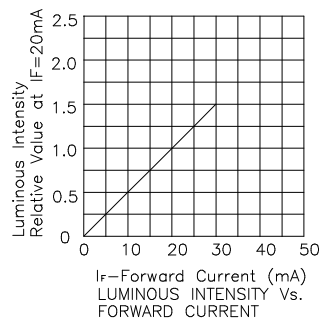
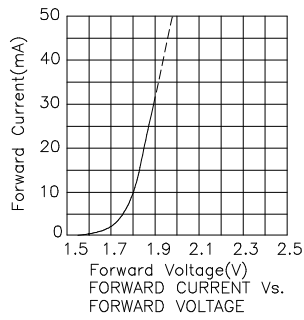
Note:

1. 1/10 Duty Cycle, 0.1ms Pulse Width.



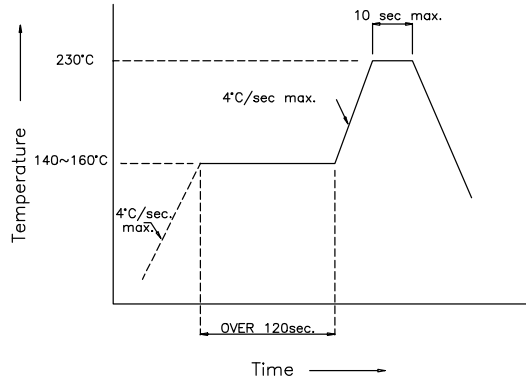
Super Bright Red

KM23SRT

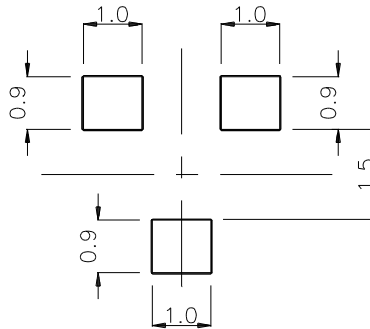


**KM23SRT
SMT Reflow Soldering Instructions**

Number of reflow process shall be less than 2 times and cooling process to normal temperature is required between first and second soldering process.



**Recommended Soldering Pattern
(Units : mm)**



**Tape Specifications
(Units : mm)**

