

## Excellent Integrated System Limited

Stocking Distributor

Click to view price, real time Inventory, Delivery & Lifecycle Information:

[TE Connectivity Raychem Circuit Protection  
TVB275NSA-L](#)

For any questions, you can email us directly:

[sales@integrated-circuit.com](mailto:sales@integrated-circuit.com)

## SiBar Thyristor Surge Protectors TVBxxxNSA-L Series

Raychem Circuit Protection's SiBar thyristor surge protection devices are designed to help protect sensitive telecommunication equipment from the hazards caused by lightning, power contact, and power induction. These devices have a high electrical surge capability to help protect against transient faults and a high off-state impedance, rendering them virtually transparent during normal system operation.

SiBar thyristor surge protectors are designed to assist telecommunication and computer telephony equipment in meeting the applicable requirements and industry specifications.



### Benefits:

- Helps provide protection for sensitive telecom electronic equipment
- Low leakage current
- Low power dissipation
- Fast, reliable operation
- No wear-out mechanisms
- Helps designers meet worldwide telecom standards
- Helps reduce warranty and service costs
- Easy installation
- Helps improve power efficiency of equipment

### Features:

- RoHS compliant
- Bidirectional crowbar transient voltage protection
- Broad voltage range 58V – 320V with improved  $V_{drm}/V_{bo}$  voltage range
- High off-state impedance
- Low on-state voltage
- High surge capability
- Short-circuit failure mode
- Surface-mount technology
- DO-214AA SMB package
- 10 x 1000  $\mu$ s 50A surge rating
- Helps equipment comply with TIA-968, Telcordia GR-1089, IEC61000-4-5, ITU K.20/21/45

### Applications:

- Modems
- Fax machines
- Phones, answering machines
- PBX systems
- Set top boxes
- POS systems
- Analog and digital linecards (xDSL, T1/E1...)
- Other customer premise and central office network equipment requiring protection

## SiBar Thyristor Surge Protectors TVBxxxNSA-L Series

**Table SB1 - Electrical Characteristics**

| Part Number | V <sub>DM</sub> Max. (V) | V <sub>BO</sub> Max. (V) | I <sub>H</sub> Min. (mA) | V <sub>T</sub> Max. (V) | C1 (Typ)<br>50V <sub>DC</sub> Bias | C2 (Typ)<br>2V <sub>DC</sub> Bias | Off-State<br>Current<br>VD2=VDM<br>(μA) |
|-------------|--------------------------|--------------------------|--------------------------|-------------------------|------------------------------------|-----------------------------------|---|
| TVB058NSA-L | 58                       | 77                       | 150                      | 4                       | 44                                 | 84                                | 5                                       |
| TVB065NSA-L | 65                       | 88                       | 150                      | 4                       | 41                                 | 79                                | 5                                       |
| TVB075NSA-L | 75                       | 98                       | 150                      | 4                       | 34                                 | 65                                | 5                                       |
| TVB090NSA-L | 90                       | 130                      | 150                      | 4                       | 31                                 | 58                                | 5                                       |
| TVB120NSA-L | 120                      | 160                      | 150                      | 4                       | 24                                 | 46                                | 5                                       |
| TVB140NSA-L | 140                      | 180                      | 150                      | 4                       | 23                                 | 44                                | 5                                       |
| TVB170NSA-L | 170                      | 220                      | 150                      | 4                       | 20                                 | 39                                | 5                                       |
| TVB180NSA-L | 180                      | 240                      | 150                      | 4                       | 19                                 | 37                                | 5                                       |
| TVB190NSA-L | 190                      | 260                      | 150                      | 4                       | 19                                 | 36                                | 5                                       |
| TVB220NSA-L | 220                      | 300                      | 150                      | 4                       | 17                                 | 33                                | 5                                       |
| TVB275NSA-L | 275                      | 350                      | 150                      | 4                       | 15                                 | 31                                | 5                                       |
| TVB320NSA-L | 320                      | 400                      | 150                      | 4                       | 14                                 | 27                                | 5                                       |

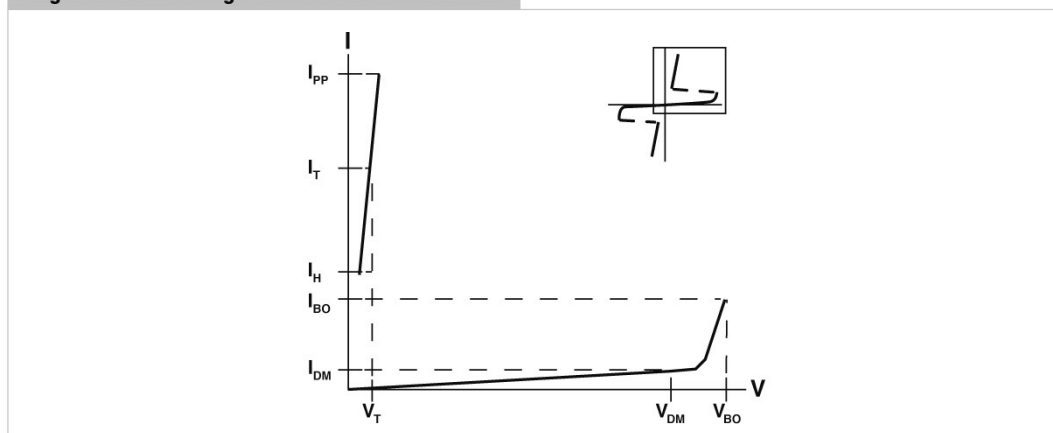
Notes: All electrical characteristics are measured at 25°C.  
 V<sub>DM</sub> measured per UL497B pulse requirements: at max. off-state leakage current (IDM) = 5 μA.  
 V<sub>BO</sub> measured at 100V/μs.  
 C1 measured at 1 MHz with a 50 V<sub>DC</sub> bias.  
 C2 measured at 1MHz with a 2V<sub>DC</sub> bias.

**Table SB2 – Surge Current Rating**

| Part Number | TIA-968 |        | Telcordia GR-1089*  |                     | IEC61000-4-5        | ITU K.20/21/45*     |                     | I <sub>TSM</sub> Min. (A) | di/dt (A/μs) | dV/dt (V/μs) |
|-------------|---------|--------|---------------------|---------------------|---------------------|---------------------|---------------------|---------------------------|--------------|--------------|
|             | Type A  | Type B | I <sub>PP</sub> (A) | I <sub>PP</sub> (A) | I <sub>PP</sub> (A) | I <sub>PP</sub> (A) | I <sub>PP</sub> (A) |                           |              |              |
| TVBxxxNSA-L | 90      | 70     | 100                 | 50                  | 150                 | 150                 | 90                  | 22                        | 500          | 2000         |

Notes: \*Lightning current wave forms for applicable industry specification.  
 I<sub>TSM</sub>, peak on-state surge current is measured at 60 Hz, one cycle.  
 di/dt: critical rate-of-rise of on-state current (pulsed power amplifier Vmax = 600V; C = 30μF).  
 dV/dt: critical rate-of-rise of off-stage voltage (linear wave form, V<sub>O</sub> = rated V<sub>BO</sub>, T<sub>I</sub> = 25°C

**Figure SB1 - Voltage-Current Characteristics**



The voltage current (V-I) is useful in depicting the electrical characteristics of the SiBar thyristor surge protectors in relation to each other.

## SiBar Thyristor Surge Protectors TVBxxxNSA-L Series

Figure SB2 - Dimension Figure

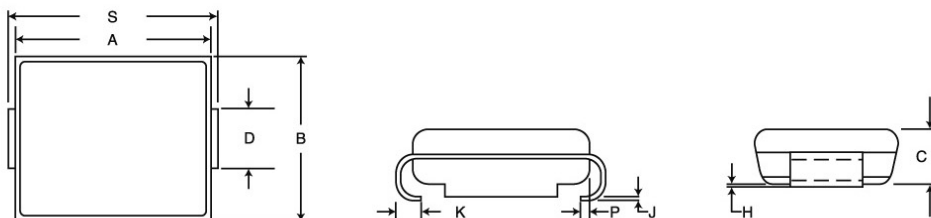


Table SB3 – Dimensions in Millimeters

| Dimension   | A       |         | B       |         | C       |         | D       |         |
|-------------|---------|---------|---------|---------|---------|---------|---------|---------|
|             | Min.    | Max.    | Min.    | Max.    | Min.    | Max.    | Min.    | Max.    |
| TVBxxxNSA-L | 4.06    | 4.57    | 3.30    | 3.94    | 1.90    | 2.41    | 1.95    | 2.20    |
|             | (0.160) | (0.180) | (0.130) | (0.155) | (0.075) | (0.095) | (0.077) | (0.087) |

| Dimension   | H       |         | J       |         | K       |         | P       | S       |         |
|-------------|---------|---------|---------|---------|---------|---------|---------|---------|---------|
|             | Min.    | Max.    | Min.    | Max.    | Min.    | Max.    | Ref     | Min     | Max.    |
| TVBxxxNSA-L | 0.051   | 0.200   | 0.150   | 0.31    | 0.76    | 1.27    | 0.51    | 5.21    | 5.59    |
|             | (0.002) | (0.008) | (0.006) | (0.012) | (0.030) | (0.050) | (0.202) | (0.205) | (0.220) |

Notes: \*D dimension is measured within dimension P.  
TVB series devices use industry standard SMB package type.  
All devices are bidirectional and may be oriented in either direction for installation

Table SB4 – Physical Characteristics and Environmental Specifications

|  |                                   |
|--|-----------------------------------|
| Lead material  | Matte tin finish (-L devices)     |
| Encapsulating material                                       | Epoxy, meets UL94V-0 requirements |
| Solderability  | per MIL-STD-750, Method 2026      |
| Solder heat withstand  | per MIL-STD-750, Method 2031      |
| Solvent resistance   | per MIL-STD-750, Method 1022      |
| Mechanical shock   | per MIL-STD-750, Method 2016      |
| Vibration  | per MIL-STD-750, Method 2056      |
| Storage temperature (°C)                                     | -55 to 150                        |
| Operating temperature (°C)                                   | -40 to 125                        |
| Junction temperature (°C)                                    | 175                               |
| Maximum Lead Temperature for Soldering Purpose; for 10s (°C) | 260                               |

Table SB5 – Reliability Tests

| Test  | Conditions                       | Duration    |
|---|----------------------------------|-------------|
| High temperature, reverse bias                | +100°C, 50VDC bias               | 1000 hours  |
| High humidity, high temperature, reverse bias | 85% RH, +85°C, 50VDC bias        | 1000 hours  |
| High temperature storage life                 | +150°C                           | 1000 hours  |
| Temperature cycling                           | -65°C to +150°C, 15 minute dwell | 1000 cycles |
| Autoclave                                     | 100% RH, +121°C, 15 PSI          | 96 hours    |

# SiBar Thyristor Surge Protectors TVBxxxNSA-L Series

## Figures SB3-SB6 - Typical Electrical Characteristics vs. Temperature for SiBar Thyristor Surge Protectors

Figure SB3 - Off-state Voltage vs. Temperature

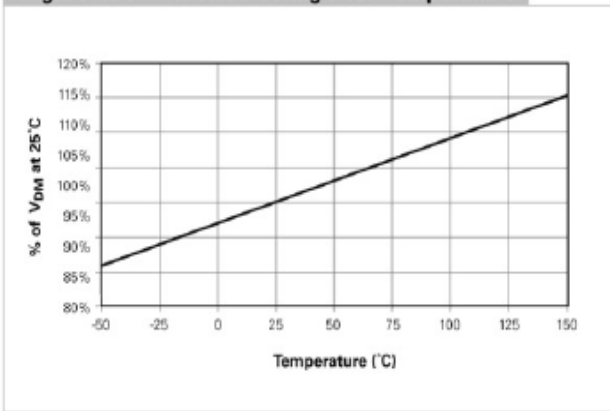


Figure SB4 - Breakover Voltage vs. Temperature

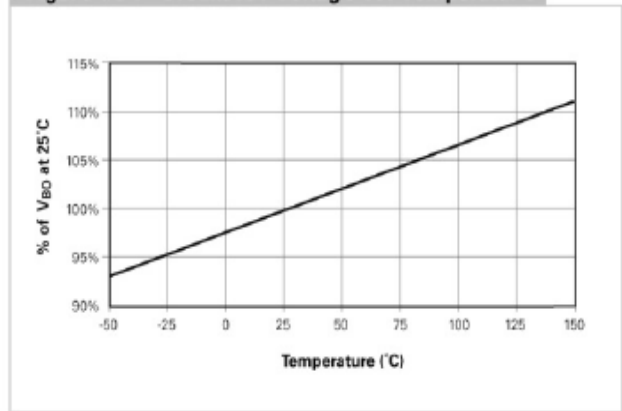


Figure SB5 - Hold Current vs. Temperature

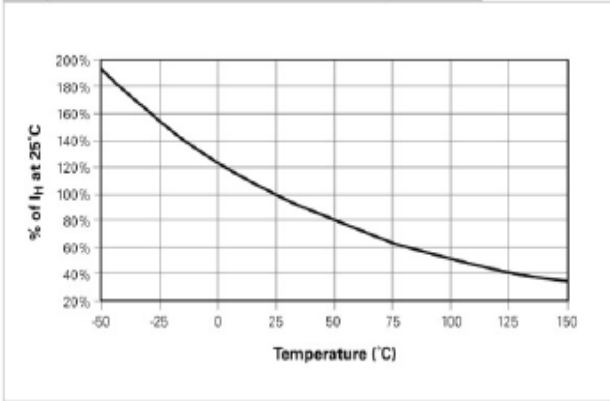
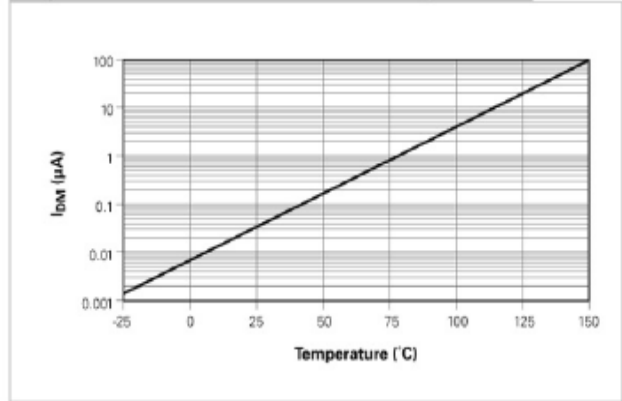
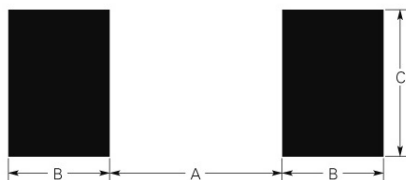


Figure SB6 - Off-state Current vs. Temperature



## SiBar Thyristor Surge Protectors TVBxxxNSA-L Series

**Figure SB7 - Recommended Pad Layout**



**Table SB6 – Packaging and Marking Information**

| Part Description | Tape and Reel Quantity | Standard Package | Part Marking | Recommended Pad Layout (millimeters/inchs) |                    |                    | Agency Recognition* |
|------------------|------------------------|------------------|--------------|--|--------------------|--------------------|---------------------|
|                  |                        |                  |              | Dimension A (Nom.)                         | Dimension B (Nom.) | Dimension C (Nom.) |                     |
| TVB058NSA-L      | 2,500                  | 10,000           | 58NA         | 2.261 (0.089)                              | 2.159 (0.085)      | 2.743 (0.108)      | UL                  |
| TVB065NSA-L      | 2,500                  | 10,000           | 65NA         | 2.261 (0.089)                              | 2.159 (0.085)      | 2.743 (0.108)      | UL                  |
| TVB075NSA-L      | 2,500                  | 10,000           | 75NA         | 2.261 (0.089)                              | 2.159 (0.085)      | 2.743 (0.108)      | UL                  |
| TVB090NSA-L      | 2,500                  | 10,000           | 90NA         | 2.261 (0.089)                              | 2.159 (0.085)      | 2.743 (0.108)      | UL                  |
| TVB120NSA-L      | 2,500                  | 10,000           | 12NA         | 2.261 (0.089)                              | 2.159 (0.085)      | 2.743 (0.108)      | UL                  |
| TVB140NSA-L      | 2,500                  | 10,000           | 14NA         | 2.261 (0.089)                              | 2.159 (0.085)      | 2.743 (0.108)      | UL                  |
| TVB170NSA-L      | 2,500                  | 10,000           | 17NA         | 2.261 (0.089)                              | 2.159 (0.085)      | 2.743 (0.108)      | UL                  |
| TVB180NSA-L      | 2,500                  | 10,000           | 18NA         | 2.261 (0.089)                              | 2.159 (0.085)      | 2.743 (0.108)      | UL                  |
| TVB190NSA-L      | 2,500                  | 10,000           | 19NA         | 2.261 (0.089)                              | 2.159 (0.085)      | 2.743 (0.108)      | UL                  |
| TVB220NSA-L      | 2,500                  | 10,000           | 22NA         | 2.261 (0.089)                              | 2.159 (0.085)      | 2.743 (0.108)      | UL                  |
| TVB275NSA-L      | 2,500                  | 10,000           | 27NA         | 2.261 (0.089)                              | 2.159 (0.085)      | 2.743 (0.108)      | UL                  |
| TVB320NSA-L      | 2,500                  | 10,000           | 32NA         | 2.261 (0.089)                              | 2.159 (0.085)      | 2.743 (0.108)      | UL                  |

\* UL497B, File # E179610