

Excellent Integrated System Limited

Stocking Distributor

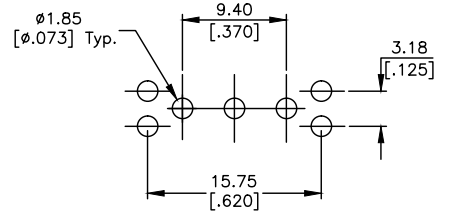
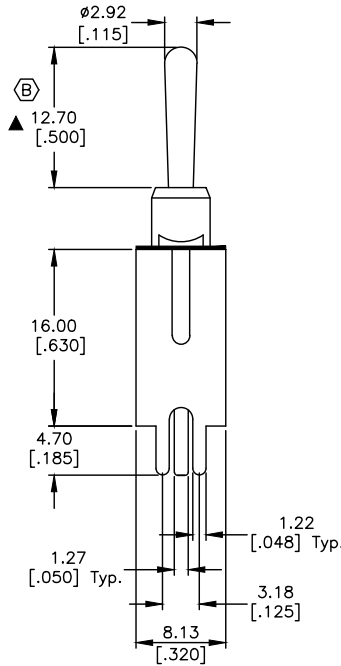
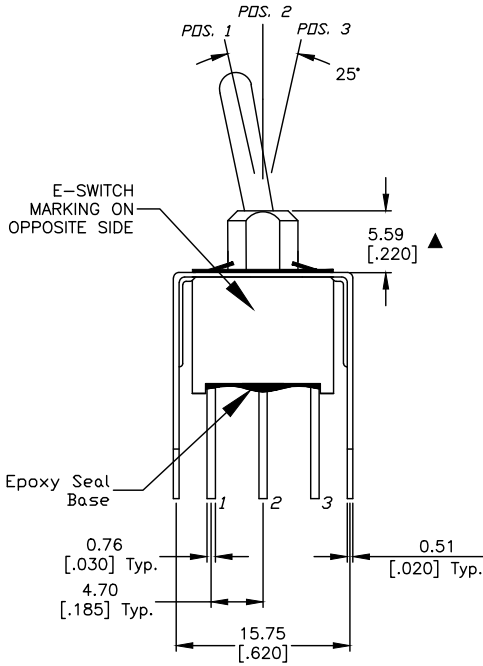
Click to view price, real time Inventory, Delivery & Lifecycle Information:

[E-Switch](#)
[100AWSP1T1B4VS3QE](#)

For any questions, you can email us directly:

sales@integrated-circuit.com

SHEET 1 OF 1



RECOMMEND P.C.B LAYOUT



CIRCUIT: SPDT

CONTACT CONFIGURATION

▲ SWITCH FUNCTION		
PDS. 1	PDS. 2	PDS. 3
ON	NOISE	ON
2-3	OPEN	2-1

- NOTES:
1. ALL DIMENSIONS IN MM [INCH]
 2. GENERAL TOLERANCE: 0.0±0.4
0.00±0.25
 3. TERM. NOS. FOR REF. ONLY
 4. RATING: 5A @120VAC or 28VDC; 2A @250VAC
 5. ELECTRICAL LIFE: 40,000 make-and-break cycles at full load.
 6. INSULATION RESISTANCE: 1,000M ohm min.
 7. DIELECTRIC STRENGTH: 1,000V RMS @sea level.
 8. OPERATING TEMP.: -30°C to 85°C
 9. ▲ DENOTES CRITICAL PARAMETER.

REV.	ECN No.	DESCRIPTION	DATE	CHKD
C	22298	change bushing ht. to 5.59mm	5/6/16	MW
B	13204	12.70 WAS 10.41, ADD CRITICAL	6/12/03	AR
A	10305	RELEASED FOR PRODUCTION		

THE INFORMATION CONTAINED IN THIS DOCUMENT IS PROPRIETARY TO E-SWITCH AND IS NOT TO BE COPIED OR TRANSFERRED

TITLE 100AWSP1T1B4VS3QE					
SCALE	DATE	DR	DWG	REV	
2:1	8/6/99	MM	T101027	C	