

## Excellent Integrated System Limited

Stocking Distributor

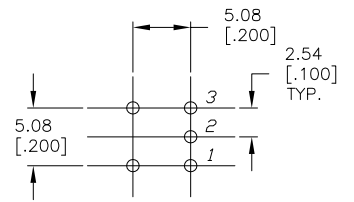
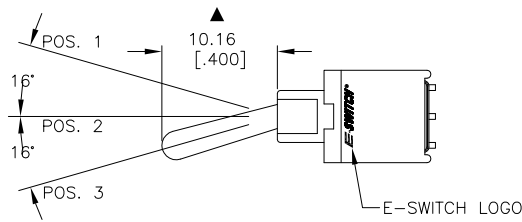
Click to view price, real time Inventory, Delivery & Lifecycle Information:

[E-Switch](#)  
[200AWMSP3T1A1M61RE](#)

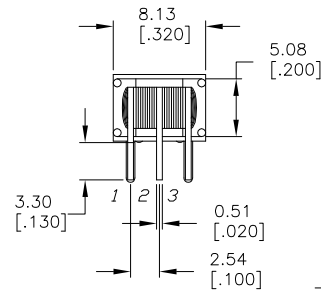
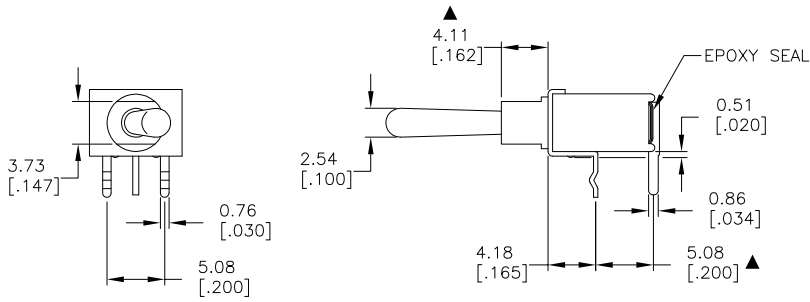
For any questions, you can email us directly:

[sales@integrated-circuit.com](mailto:sales@integrated-circuit.com)

SHEET OF



P.C.B. MOUNTING HOLES



CONTACT CONFIGURATION

NOTES:

1. ALL DIMENSIONS IN MM [INCH]
2. GENERAL TOLERANCE: X.X=±0.4  
X.XX=±0.25
3. TERM. NOS. FOR REF. ONLY
4. RATING: 0.4(VA) max. @20V max. (AC or DC)
- ▲ 5. FIXED TERM. & MOVING CONTACT: Copper alloy w/Gold plate over Nickel plate
6. ELECTRICAL LIFE: 50,000 make-and-break cycles at full load.
7. INSULATION RESISTANCE: 1000M ohm min.
8. DIELECTRIC STRENGTH: 1000V RMS min. @sea level.
9. OPERATING TEMP.: -30°C to 85°C
10. ▲ DENOTES CRITICAL PARAMETER

SWITCH FUNCTION		
POS. 1	POS. 2	POS. 3
ON	OFF	ON
2-3	OPEN	2-1

REV.	ECN No.	DESCRIPTION	DATE	CHKD
A	14536	RELEASED FOR PRODUCTION	11/23/04	AR

<b>E-SWITCH®</b>				
TITLE				
200AWMSP3T1A1M61RE				
SCALE	DATE	DR	DWG	REV
2:1	11/23/04	AR	T201235	A

THE INFORMATION CONTAINED IN THIS DOCUMENT IS PROPRIETARY TO E-SWITCH AND IS NOT TO BE COPIED OR TRANSFERRED