

Excellent Integrated System Limited

Stocking Distributor

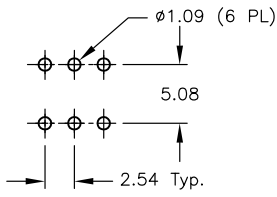
Click to view price, real time Inventory, Delivery & Lifecycle Information:

[E-Switch](#)
[200MDP1T2B4M2RE](#)

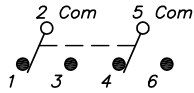
For any questions, you can email us directly:

sales@integrated-circuit.com

SHEET OF



RECOMMENDED P.C.B. LAYOUT

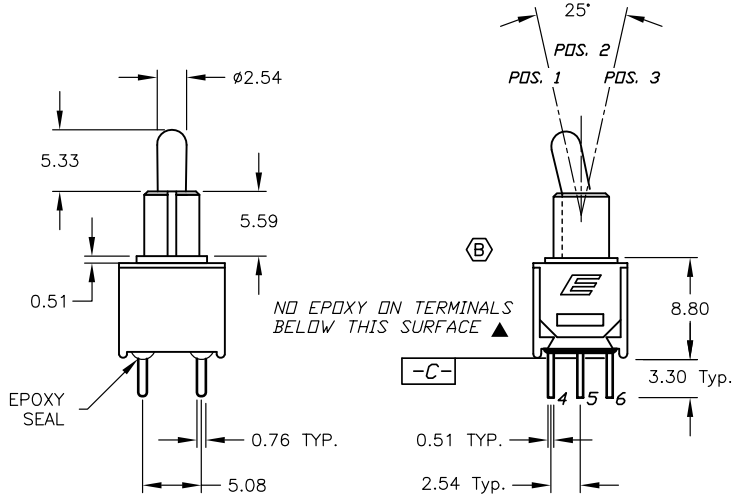
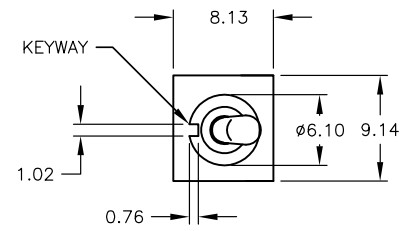


CIRCUIT: DPDT
 CONTACT CONFIGURATION

SWITCH FUNCTION		
POS. 1	POS. 2	POS. 3
DN	NONE	DN
2-3,5-6	OPEN	2-1,5-4

NOTES:

1. ALL DIMENSIONS IN MM
2. GENERAL TOLERANCE: X.X=±0.4
X.XX=±0.25
3. TERM. NOS. FOR REF. ONLY
4. CONTACT RATING: 0.4 (VA) max. @20 VAC or DC max.
- ▲ 5. FIXED TERMINAL/MOVING CONTACT MATERIAL:
COPPER ALLOY w/GOLD PLATE OVER NICKEL PLATE.
6. ELECTRIC LIFE: 30,000 make-and-break cycles
at full load.
7. INSULATION RESISTANCE: 1,000 M ohm min.
8. DIELECTRIC STRENGTH: 1,000 V RMS @sea level.
9. OPERATING TEMP. -30°C to 85°C
10. ▲ DESIGNATE MAJOR FEATURE



E-SWITCH®

REV.	ECN No.	DESCRIPTION	DATE	CHKD
B	14129	ADD E LOGO TO VIEW	7/1/04	AR
A	11940	RELEASED FOR PRODUCTION	2/8/02	CJB

TITLE				
200 MDP-1 T2 B4 M2 R E				
SCALE	DATE	DR	DWG	REV
2:1	2/8/02	CJB	T221038	B

THE INFORMATION CONTAINED IN THIS DOCUMENT IS PROPRIETARY TO E-SWITCH AND IS NOT TO BE COPIED OR TRANSFERRED