

## Excellent Integrated System Limited

Stocking Distributor

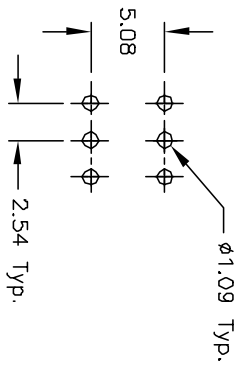
Click to view price, real time Inventory, Delivery & Lifecycle Information:

[E-Switch](#)  
[200MDP3T1B1M2RE](#)

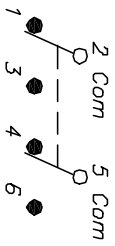
For any questions, you can email us directly:

[sales@integrated-circuit.com](mailto:sales@integrated-circuit.com)

SHEET OF



RECOMMENDED P.C.B. LAYOUT

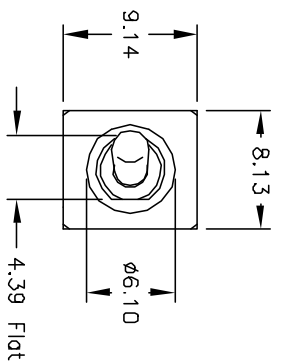
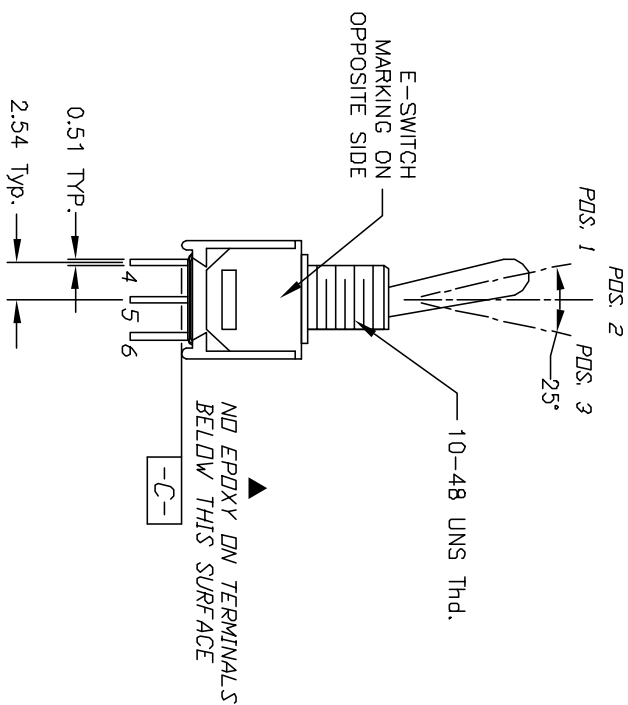
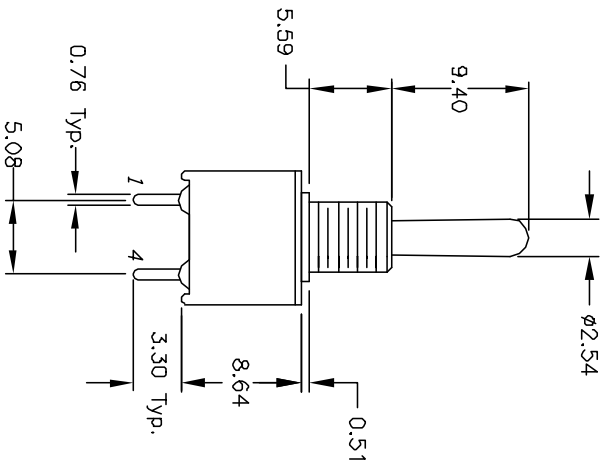


CIRCUIT: DPDT  
 CONTACT CONFIGURATION

| SWITCH FUNCTION |        |         |
|-----------------|--------|---------|
| PDS. 1          | PDS. 2 | PDS. 3  |
| DN              | OFF    | DN      |
| 2-3,5-6         | OPEN   | 2-1,5-4 |

NOTES:

1. ALL DIMENSIONS IN MM
2. GENERAL TOLERANCE: X.X=±0.4  
X.XX=±0.25
3. TERM. NOS. FOR REF. ONLY
4. CONTACT RATING: 0.4VA max. @20VAC or DC
5. FIXED TERM/MOVING CONTACT:  
COPPER ALLOY w/GOLD CONTACTS
6. ELECTRIC LIFE: 30,000 make-and-break cycles  
at full load.
7. INSULATION RESISTANCE: 1,000 M ohm min.
8. DIELECTRIC STRENGTH: 1,000 V RMS @sed level.
9. OPERATING TEMP.: -30°C to +85°C



| REV. | ECN No. | DESCRIPTION             | DATE    | CHKD |
|------|---------|-------------------------|---------|------|
| A    | 11930   | RELEASED FOR PRODUCTION | 2/13/02 | CB   |

| TITLE                  |         |    |         |     |
|------------------------|---------|----|---------|-----|
| 200 MDP-3 T1 B1 M2 R E |         |    |         |     |
| E-SWITCH®              |         |    |         |     |
| SCALE                  | DATE    | DR | DWG     | REV |
| 2:1                    | 2/13/02 | CB | T201232 | A   |

THE INFORMATION CONTAINED IN THIS DOCUMENT IS PROPRIETARY TO E-SWITCH AND IS NOT TO BE COPIED OR TRANSFERRED