

## Excellent Integrated System Limited

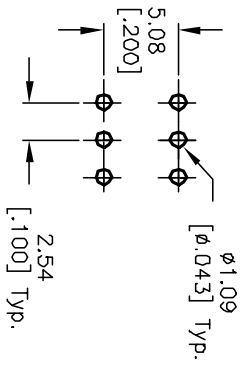
Stocking Distributor

Click to view price, real time Inventory, Delivery & Lifecycle Information:

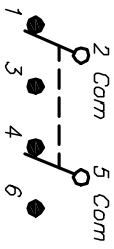
[E-Switch](#)  
[200MDP3T1B2M2RE](#)

For any questions, you can email us directly:

[sales@integrated-circuit.com](mailto:sales@integrated-circuit.com)



RECOMMENDED P.C.B. LAYOUT

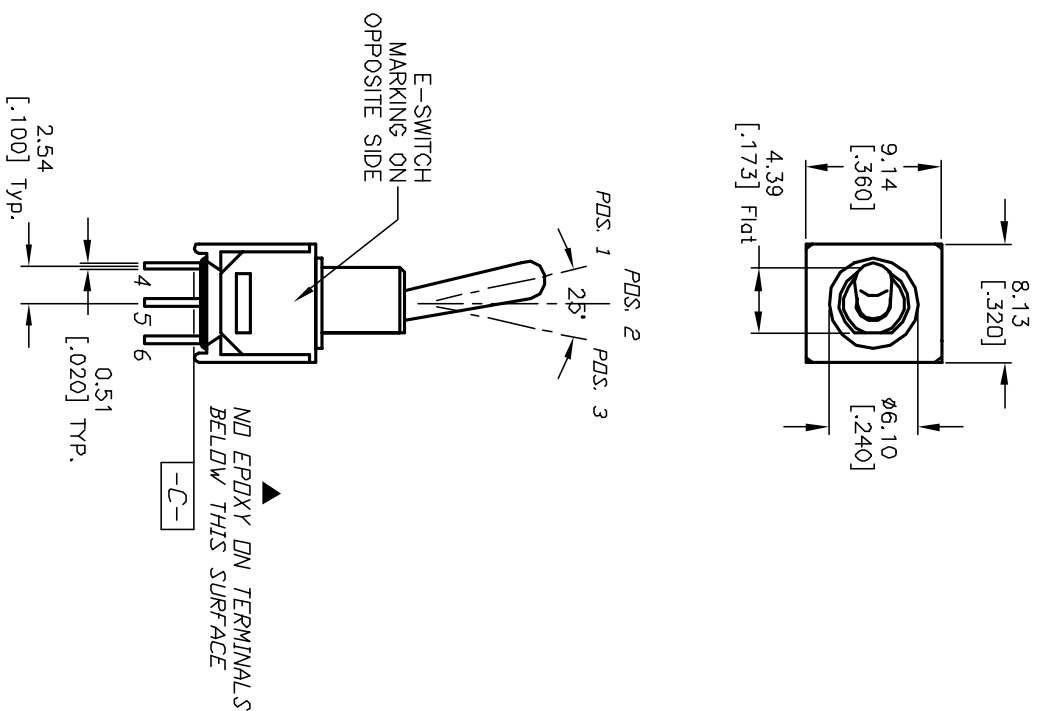
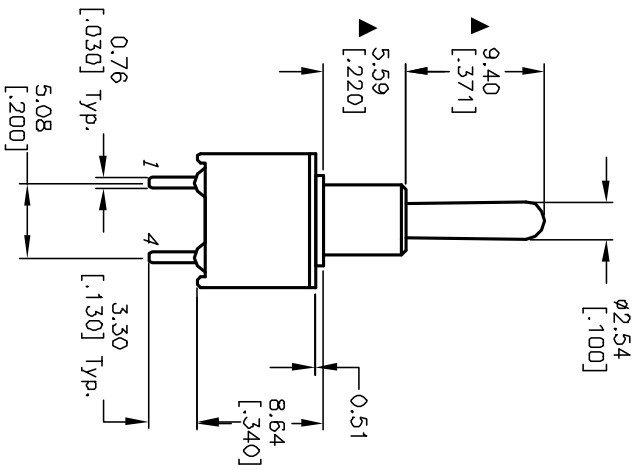


CIRCUIT: DPDT  
CONTACT CONFIGURATION

SWITCH FUNCTION		
PDS. 1	PDS. 2	PDS. 3
DN	OFF	DN
2-3,5-6	DPEN	2-1,5-4

NOTES:

1. ALL DIMENSIONS IN MM
2. GENERAL TOLERANCE: X.X=±0.4  
X.XX=±0.25
3. TERM. NOS. FOR REF. ONLY
4. CONTACT RATING: 0.4VA max. @20VAC or DC
5. FIXED TERM./MOVING CONTACT:  
COPPER ALLOY w/GOLD PLATE OVER  
Nickel plate.
6. ELECTRIC LIFE: 30,000 make-and-break cycles  
at full load.
7. INSULATION RESISTANCE: 1,000 M ohm min.
8. DIELECTRIC STRENGTH: 1,000 V RMS @sea level.
9. OPERATING TEMP.: -30°C to +85°C
10. ▲ DENOTES CRITICAL PARAMETER.



REV.	ECN NO.	DESCRIPTION	DATE	CHKD
A	13112	RELEASED FOR PRODUCTION	5/8/03	AR

THE INFORMATION CONTAINED IN THIS DOCUMENT IS PROPRIETARY TO E-SWITCH AND IS NOT TO BE COPIED OR TRANSFERRED

TITLE	SCALE	DATE	DR	DWG	REV
200MDP3T1B2M2RE	2:1	5/8/03	AR	T223052	A

**E-SWITCH®**