

Excellent Integrated System Limited

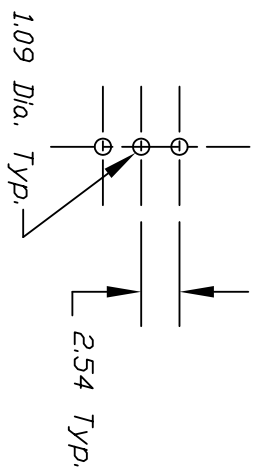
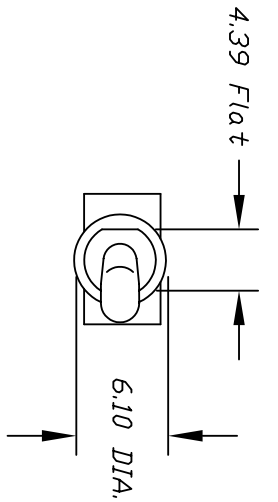
Stocking Distributor

Click to view price, real time Inventory, Delivery & Lifecycle Information:

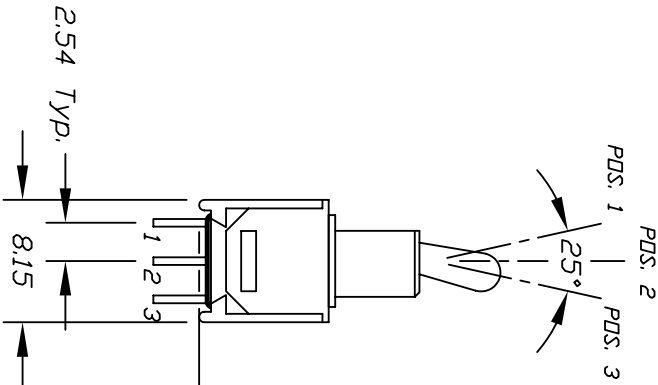
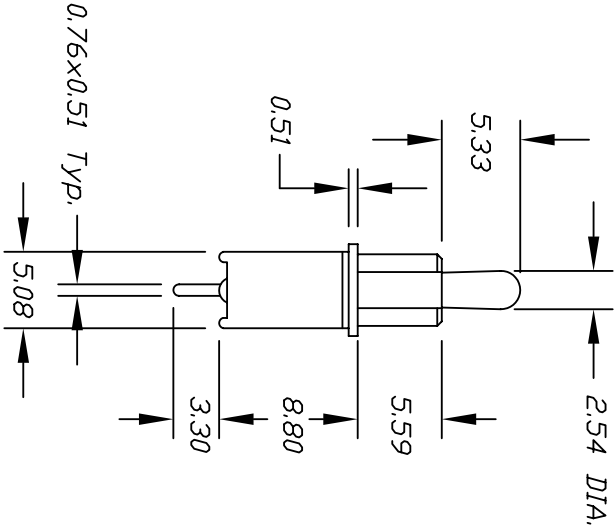
[E-Switch](#)
[200MSP1T2B2M2QE](#)

For any questions, you can email us directly:

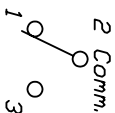
sales@integrated-circuit.com



RECOMMEND P.C.B. LAYOUT



NO EPOXY ON TERMINALS BELOW THIS SURFACE



CIRCUIT: SPDT

CONTACT CONFIGURATION

SWITCH FUNCTION		
POS. 1	POS. 2	POS. 3
DN	NONE	DN
2-3	OPEN	2-1

NOTES:

1. ALL DIMENSIONS IN MM
2. TERM. NOS. FOR REF ONLY
3. RATING: 3 Amps @120 VAC or 28VDC; 1 Amps @250VAC.

REV.	DESCRIPTION	DATE	CHKD
A	RELEASED FOR PRODUCTION		

TOLERANCES	
0.0	±0.4
0.00	±0.25

SCALE	DATE	DR	DWG	REV
2:1	5/28/98	MM	T211008	A

E-SWITCH

200 MSP-1 T2 B2 M2 Q E

THE INFORMATION CONTAINED IN THIS DOCUMENT IS PROPRIETARY TO E-SWITCH AND IS NOT TO BE COPIED OR TRANSFERRED