

Excellent Integrated System Limited

Stocking Distributor

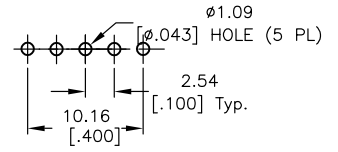
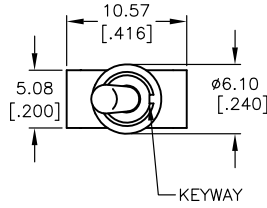
Click to view price, real time Inventory, Delivery & Lifecycle Information:

[E-Switch](#)
[200MSP1T2B4VS2RE](#)

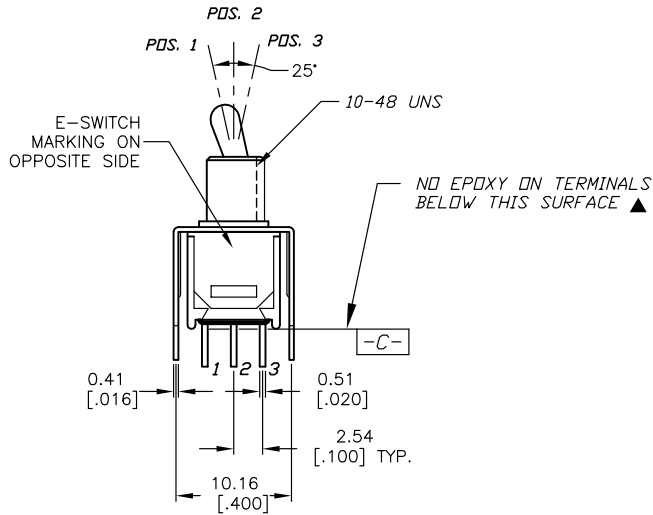
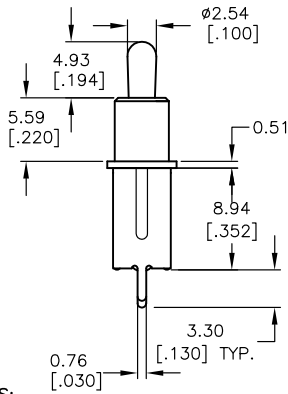
For any questions, you can email us directly:

sales@integrated-circuit.com

SHEET OF



RECOMMENDED P.C.B. LAYOUT



CIRCUIT: SPDT
CONTACT CONFIGURATION

SWITCH FUNCTION		
PDS. 1	PDS. 2	PDS. 3
ON	NONE	ON
2-3	OPEN	2-1

NOTES:

- ALL DIMENSIONS IN MM
- GENERAL TOLERANCE: X.X=±0.4
X.XX=±0.25
- TERM. NOS. FOR REF. ONLY
- CONTACT RATING: 0.4 (VA) MAX. @20 VAC OR DC MAX.
- ▲ FIXED TERMINAL & MOVING CONTACT: COPPER W/GOLD PLATE
- ELECTRIC LIFE: 30,000 MAKE-AND-BREAK CYCLES AT FULL LOAD.
- INSULATION RESISTANCE: 1,000 M OHM MIN.
- DIELECTRIC STRENGTH: 1,000 V RMS @SEA LEVEL.
- OPERATING TEMP.: -30°C to 85°C
- ▲ DENOTES CRITICAL PARAMETER.

E-SWITCH®

TITLE		200MSP1T2B4VS2RE			
SCALE	DATE	DR	DWG	REV	
2:1	6/21/95	TW	T211015	B	

B	--	UPDATE STANDARDS & REDRAWN	3/28/03	AR
A	--	RELEASED FOR PRODUCTION		
REV.	ECN No.	DESCRIPTION	DATE	CHKD

THE INFORMATION CONTAINED IN THIS DOCUMENT IS PROPRIETARY TO E-SWITCH AND IS NOT TO BE COPIED OR TRANSFERRED