

Excellent Integrated System Limited

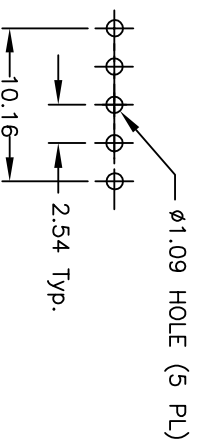
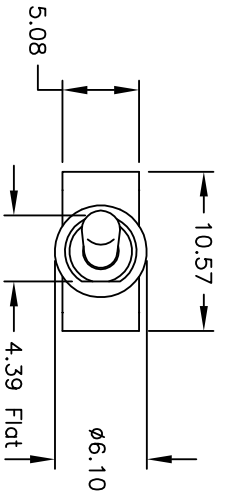
Stocking Distributor

Click to view price, real time Inventory, Delivery & Lifecycle Information:

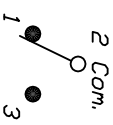
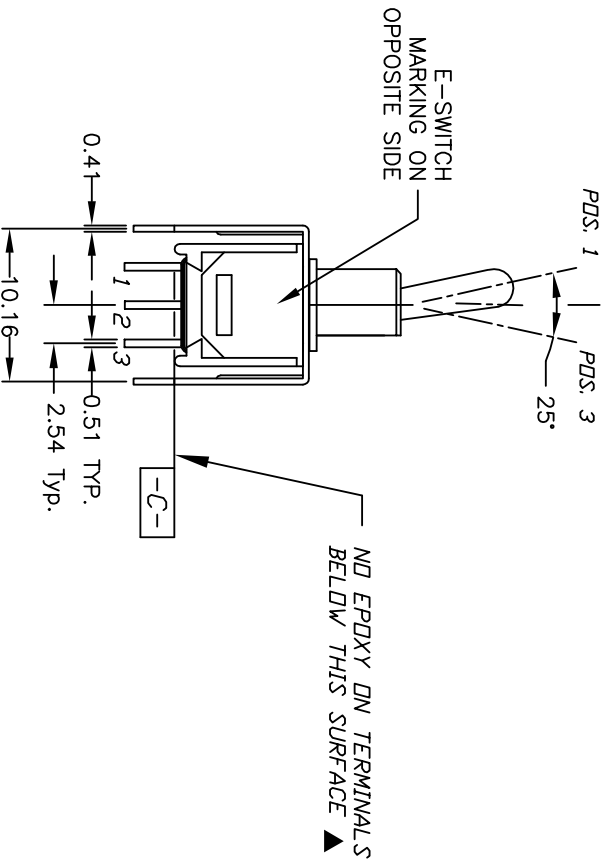
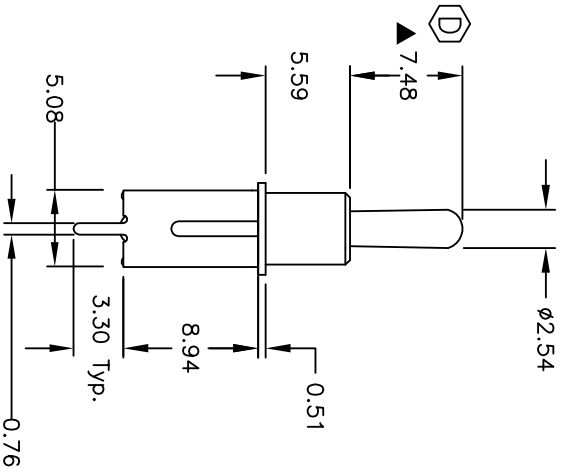
[E-Switch](#)
[200MSP1T5B2VS2RE](#)

For any questions, you can email us directly:

sales@integrated-circuit.com



RECOMMENDED P.C.B. LAYOUT



CIRCUIT: SPDT
 CONTACT CONFIGURATION

SWITCH FUNCTION		
PDS: 1	PDS: 2	PDS: 3
DN	NONE	DN
2-3	OPEN	2-1

- NOTES:
1. ALL DIMENSIONS IN MM
 2. GENERAL TOLERANCE: X.X=±0.4
X.XX=±0.25
 3. TERM. NOS. FOR REF. ONLY
 4. CONTACT RATING: 0.4 (VA) max. @20 VAC or DC max.
 5. CONTACT MATERIAL: GOLD
 6. ELECTRIC LIFE: 30,000 make-and-break cycles at full load.
 7. INSULATION RESISTANCE: 1,000 M ohm min.
 8. DIELECTRIC STRENGTH: 1,000 V RMS @sea level.
 9. OPERATING TEMP.: -30°C to 85°C
 10. 2002/95/EC (ROHS) COMPLIANT
 11. ▲ DENOTES CRITICAL PARAMETER.

REV.	ECN No.	DESCRIPTION	DATE	CHKD
D	18582	ACTUATOR LENGTH CORRECTED	7/8/09	BLR
C	16700	FIXED ACTUATOR, UPDATE NOTES	11/27/06	TN
B	11538	REVISED ACTUATOR	6/11/01	CUB

THE INFORMATION CONTAINED IN THIS DOCUMENT IS PROPRIETARY TO E-SWITCH AND IS NOT TO BE COPIED OR TRANSFERRED

TITLE			
SCALE		DATE	
2:1	11/27/2006	DR	BLR
200MSP1T5B2VS2RE		DWG	T211060
REV		D	