

Excellent Integrated System Limited

Stocking Distributor

Click to view price, real time Inventory, Delivery & Lifecycle Information:

[E-Switch](#)
[200MSP4T1B2M6RE](#)

For any questions, you can email us directly:

sales@integrated-circuit.com

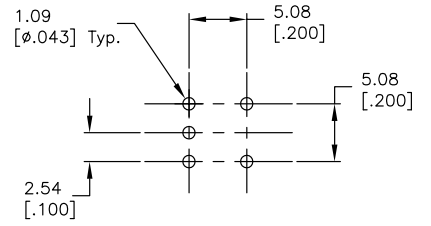
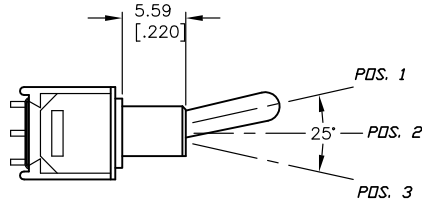
SHEET OF



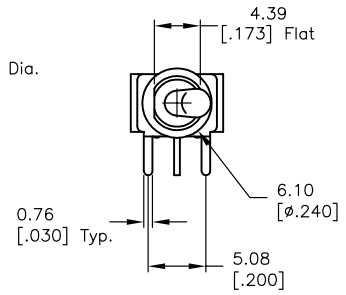
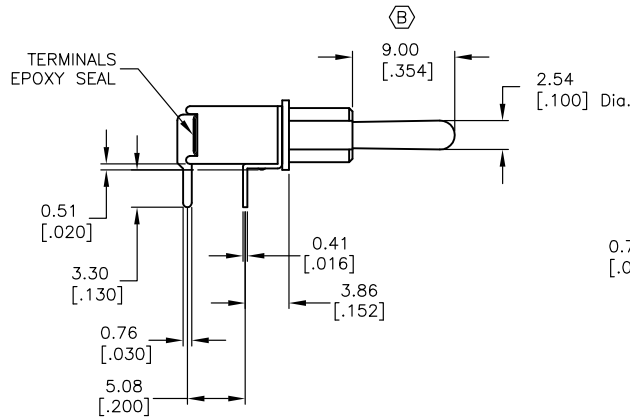
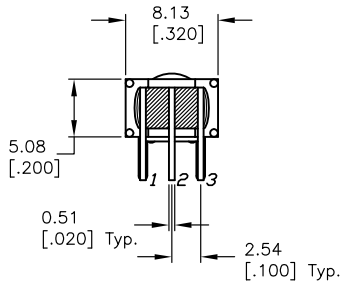
CIRCUIT: SPDT
 CONTACT CONFIGURATION

SWITCH FUNCTION		
POS. 1	POS. 2	POS. 3
<DN>	OFF	<DN>
2-3	OPEN	2-1

<DN> = MOMENTARY



RECOMMEND P.C.B. LAYOUT



NOTES:

1. ALL DIMENSIONS IN MM [INCH]
2. GENERAL TOLERANCE: 0.0=±0.4
0.00=±0.25
3. TERM. NOS. FOR REF. ONLY
4. RATING: 0.4(VA) max. @20V max. (AC or DC)

E-SWITCH®

B	14465	CORRECT FUNCTION & ACTUATOR	11/8/04	AR
A	10323	RELEASED FOR PRODUCTION		
REV.	ECN No.	DESCRIPTION	DATE	CHKD

TITLE				
200MSP4T1B2M6RE				
SCALE	DATE	DR	DWG	REV
2:1	8/24/99	MM	T211045	B

THE INFORMATION CONTAINED IN THIS DOCUMENT IS PROPRIETARY TO E-SWITCH AND IS NOT TO BE COPIED OR TRANSFERRED