

Excellent Integrated System Limited

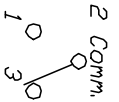
Stocking Distributor

Click to view price, real time Inventory, Delivery & Lifecycle Information:

[E-Switch](#)
[200MSP4T2B4M7RE](#)

For any questions, you can email us directly:

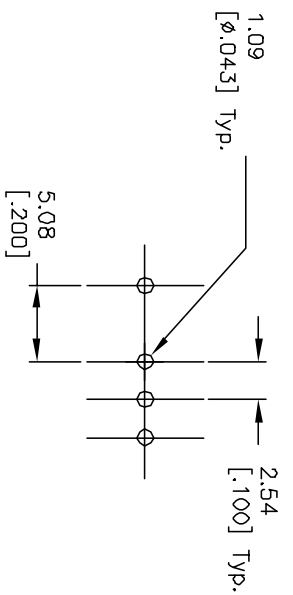
sales@integrated-circuit.com



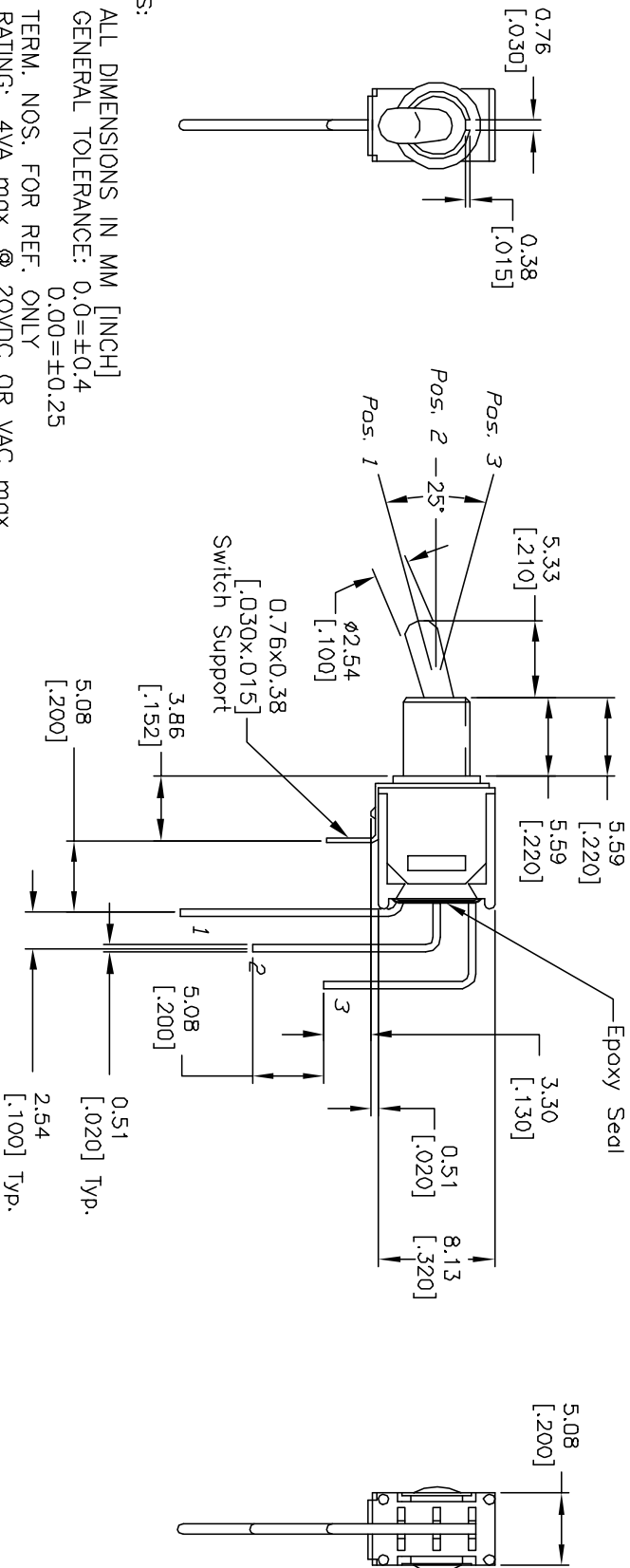
CIRCUIT: SPDT
 CONTACT CONFIGURATION

SWITCH FUNCTION		
PDS. 1	PDS. 2	PDS. 3
<DN>	DIFF	<DN>
2-3	OPEN	2-1

() = Momentary



RECOMMENDED P.C.B. LAYOUT



NOTES:

1. ALL DIMENSIONS IN MM [INCH]
2. GENERAL TOLERANCE: 0.0±0.4
0.00±0.25
3. TERM. NOS. FOR REF. ONLY
4. RATING: .4VA max. @ 20VDC OR VAC max.
5. FIXED TERM. MOVING CONTACT: GOLD OVER NICKEL OVER COPPER ALLOY
6. ELECTRICAL LIFE: 30,000 make-and-break cycle at full load.
7. DIELECTRIC STRENGTH: 1,000 V RMS @sea level.
8. OPERATING TEMP.: -30°C to 85°C

E-SWITCH®

REV.	ECN No.	DESCRIPTION	DATE	CHKD
A	11945	RELEASED FOR PRODUCTION	1/24/02	CJC

TITLE	SCALE	DATE	DR	DWG	REV
200 MSP-4 T2 B4 M7 R E	2:1	1/24/02	CJC	T211085	A

THE INFORMATION CONTAINED IN THIS DOCUMENT IS PROPRIETARY TO E-SWITCH AND IS NOT TO BE COPIED OR TRANSMITTED