

Excellent Integrated System Limited

Stocking Distributor

Click to view price, real time Inventory, Delivery & Lifecycle Information:

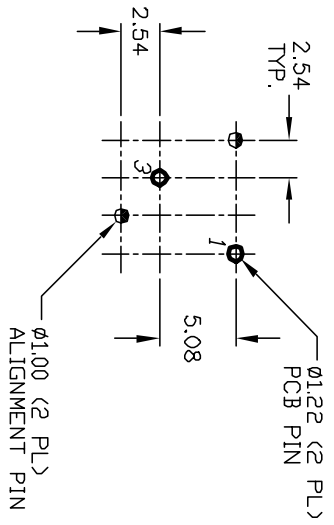
[E-Switch](#)
[320.02E114JBLK](#)

For any questions, you can email us directly:

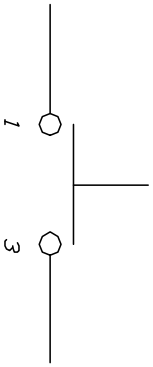
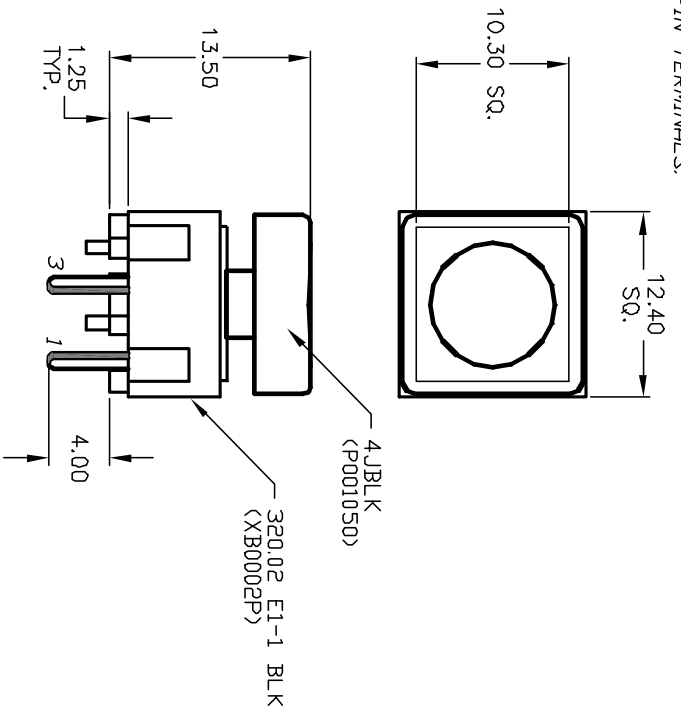
sales@integrated-circuit.com

SHEET OF

TOP VIEW -SHOW ORIENTATION OF LEGENDS
 IN RESPECT TO THE PCB PIN TERMINALS.



RECOMMENDED P.C.B. LAYOUT



CIRCUIT: SPST
 CONTACT CONFIGURATION

NOTES:

1. ALL DIMENSIONS IN MM
2. GENERAL TOLERANCE: X.X=±0.4
X.XX=±0.25
3. TERMINAL NO'S FOR REFERENCE ONLY.
4. RATING: 25mA, @50VDC
5. OPERATING FORCE: 120gf
6. TRAVEL TO MAKE: 0.7mm

A		11124	RELEASED	1/22/03	CJB	TITLE	
REV.	ECN NO.		DESCRIPTION	DATE	CHKD	320.02 E1-1 /4JBLK	
THE INFORMATION CONTAINED IN THIS DOCUMENT IS PROPRIETARY TO E-SWITCH AND IS NOT TO BE COPIED OR TRANSMITTED						SCALE	DATE
						2:1	---
						DR	DWG
						---	XB07044
						REV	A

E-SWITCH®