

Excellent Integrated System Limited

Stocking Distributor

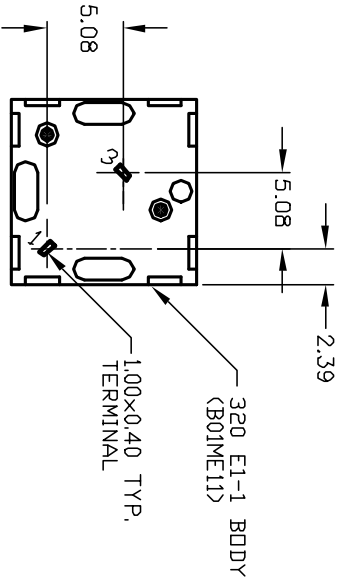
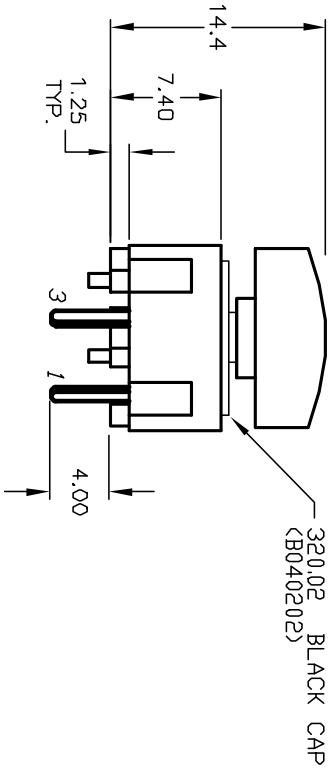
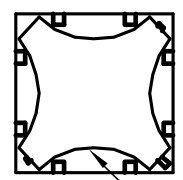
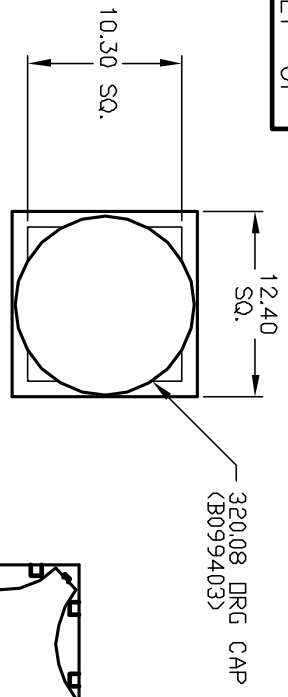
Click to view price, real time Inventory, Delivery & Lifecycle Information:

[E-Switch](#)
[320.02E11.08ORG](#)

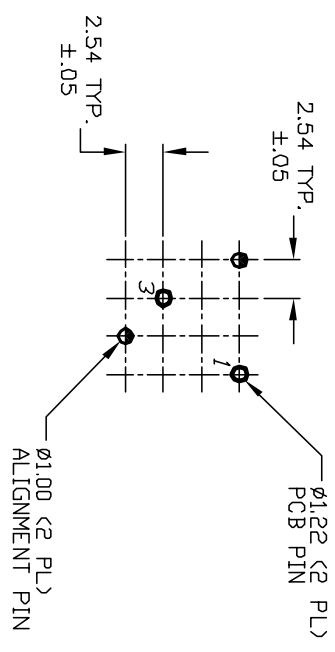
For any questions, you can email us directly:

sales@integrated-circuit.com

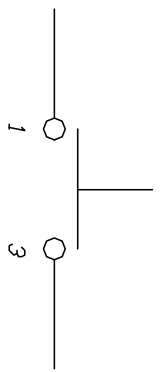
SHEET OF



TOP VIEW - SHOW ORIENTATION OF LEGENDS
 IN RESPECT TO THE PCB PIN TERMINALS.



RECOMMENDED P.C.B. LAYOUT



CIRCUIT: SPST
 CONTACT CONFIGURATION

- NOTES:
1. ALL DIMENSIONS IN MM
 2. GENERAL TOLERANCE: X.X=±0.4
X.XX=±0.25
 3. TERMINAL NO'S FOR REFERENCE ONLY.
 4. RATING: 25mA, @50VDC
 5. OPERATING FORCE: 120gf
 6. TRAVEL TO MAKE: 0.7mm

E-SWITCH®

REV.	B	11852	ECN No.	ADD BLACK TO ITEM	12/12/01	DATE	CJB	CHKD
THE INFORMATION CONTAINED IN THIS DOCUMENT IS PROPRIETARY TO E-SWITCH AND IS NOT TO BE COPIED OR TRANSMITTED								

TITLE	320.02 E1-1 (W/.08 DRG)								
SCALE	2:1	DATE	12/11/01	DR	CJB	DWG	XB0563P	REV	B