

Excellent Integrated System Limited

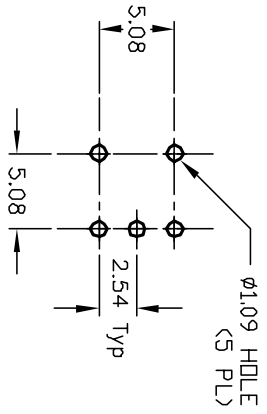
Stocking Distributor

Click to view price, real time Inventory, Delivery & Lifecycle Information:

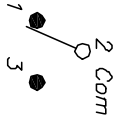
[E-Switch](#)
[400MSP1R6WHTM6QE](#)

For any questions, you can email us directly:

sales@integrated-circuit.com



RECOMMENDED P.C.B. LAYOUT

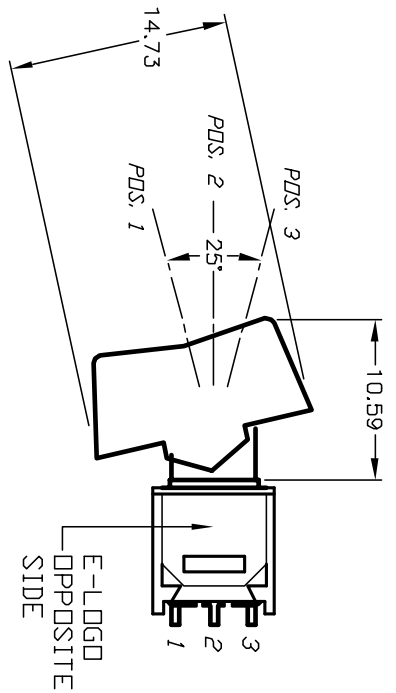


CIRCUIT: SPDT

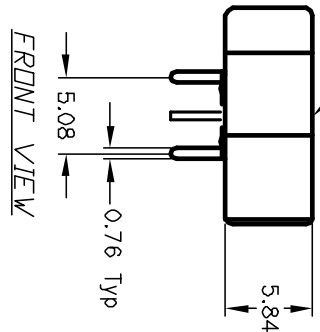
SWITCH FUNCTION		
POS. 1	POS. 2	POS. 3
DN	ND/NE	DN
2-3	DPEN	2-1

NOTES:

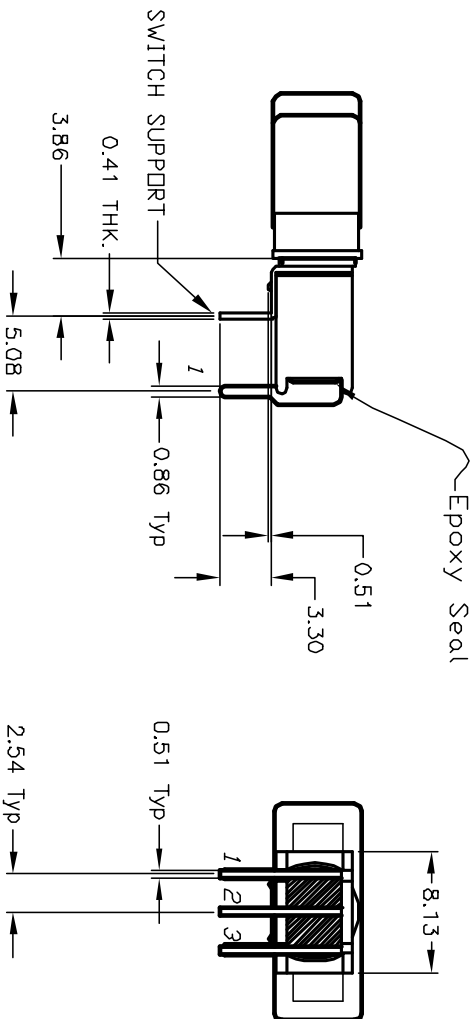
1. ALL DIMENSIONS IN MM
2. GENERAL TOLERANCE: X.X=±0.4 X.XX=±0.25
3. TERM. NOS. FOR REF. ONLY
4. RATING: 3A @120VAC or 28VDC 1A @250VAC.
5. FIXED TERMINAL/MOVING CONTACT: COPPER ALLOY W/SILVER PLATE
6. ELECTRICAL LIFE: 30,000 MAKE-AND-BREAK CYCLES AT FULL LOAD.
7. INSULATION RESISTANCE: 1000M OHM TYPICAL
8. DIELECTRIC STRENGTH: 1,000 V RMS @SEA LEVEL
9. OPERATING TEMP.: -30°C to 85°C



WHITE ACTUATOR



FRONT VIEW



REV.	ECN No.	DESCRIPTION	DATE	CHKD
A	12706	RELEASED FOR PRODUCTION	1/8/03	CJB

TITLE	SCALE	DATE	DR	DWG	REV
400 MSP-1 R6 (WHT) M6 QE	2:1	1/8/03	CJB	T411210	A

E-SWITCH®

THE INFORMATION CONTAINED IN THIS DOCUMENT IS PROPRIETARY TO E-SWITCH AND IS NOT TO BE COPIED OR TRANSMITTED