

Excellent Integrated System Limited

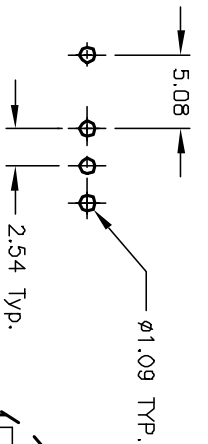
Stocking Distributor

Click to view price, real time Inventory, Delivery & Lifecycle Information:

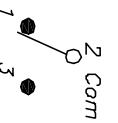
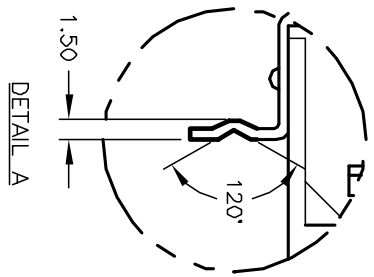
[E-Switch](#)
[400MSP4R1BLKM71QE](#)

For any questions, you can email us directly:




sales@integrated-circuit.com



RECOMMENDED P.C.B. LAYOUT



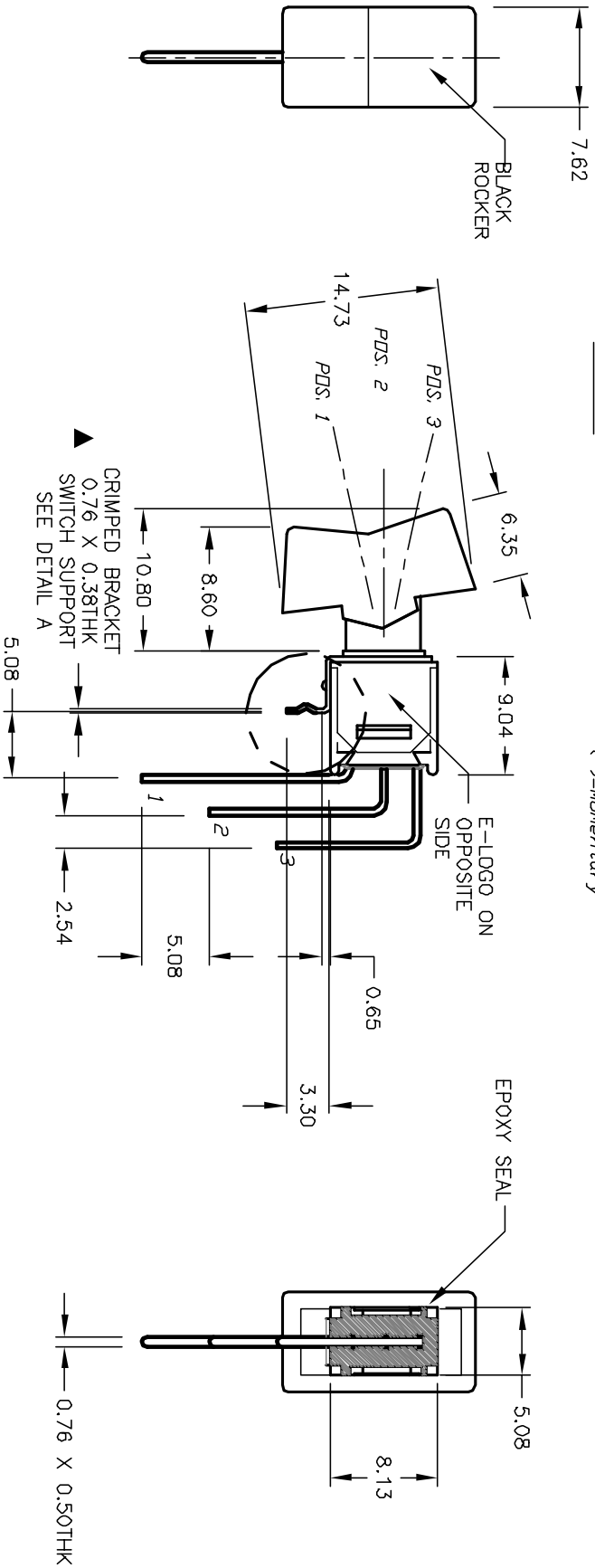
CIRCUIT: SPDT
CONTACT CONFIGURATION

SWITCH FUNCTION		
PDS. 1	PDS. 2	PDS. 3
		
<DN>	DEF	<DN>
2-3	OPEN	2-1

() = Momentary

NOTES:

1. ALL DIMENSIONS IN MM
2. GENERAL TOLERANCE: X.X=±0.4
X.XX=±0.25
3. TERM. NOS. FOR REF. ONLY
4. RATING: 3A @120VAC, OR 28VDC
1A @250VAC
5. FIXED TERMINAL/MOVING CONTACT MATERIAL:
COPPER ALLOY w/SILVER PLATING
6. ELECTRIC LIFE: 30,000 make-and-break cycles
at full load.
7. INSULATION RESISTANCE: 1,000 M ohm min.
8. DIELECTRIC STRENGTH: 1,000 V RMS @sea level.
9. OPERATING TEMP. -50°C to +85°C
10. ▲ DESIGNATE MAJOR FEATURE



REV.	ECN No.	RELEASED	DESCRIPTION
A	12275	6/27/02	DESCRIPTON
		CHKD	

TITLE		SCALE	DATE	DR	DWG	REV
400 MSP-4 R1 (BLK) M71 QE		2:1	6/27/02	CJB	T414113	A

E-SWITCH®

THE INFORMATION CONTAINED IN THIS DOCUMENT IS PROPRIETARY TO E-SWITCH AND IS NOT TO BE COPIED OR TRANSMITTED