

Excellent Integrated System Limited

Stocking Distributor

Click to view price, real time Inventory, Delivery & Lifecycle Information:

[Molex Connector Corporation](#)
[0622018602](#)

For any questions, you can email us directly:

sales@integrated-circuit.com

I-Trac™ Backplane Press-In Tool

I-Trac™ Backplane Module Installation Press-In Tool	 Application Tooling Specification Sheet	 Order No. 62201-8602
--	---	--

FEATURES

- Polarized tool prevents product damage.
- Tool provides uniform distribution of press force across entire pin array.
- May be used as a stand-alone tool or mounted in an optional holder with other Molex press-in tools.

SCOPE

Products: I-Trac™ Backplane Signal Module Assembly, 6 Column Assemblies. See Product List below for specific part numbers.

Product List

The following is a partial list of the product order numbers and their specifications this tool is designed to run. Updates to this list are available on www.molex.com.

75705 Series Numbers									
Guide Style	Columns	Assembly Order Number							
Unguided	6	75705-0602	75705-0603	75705-0604	75705-0605	75705-0606	75705-0607		
		75705-0608	75705-0609	75705-0612	75705-0613	75705-0614	75705-0615		
		75705-0616	75705-0617	75705-0618	75705-0619	75705-0622	75705-0623		
		75705-0624	75705-0625	75705-0626	75705-0627	75705-0628	75705-0629		
		75705-0632	75705-0633	75705-0634	75705-0635	75705-0636	75705-0637		
		75705-0638	75705-0639	75705-1602	75705-1603	75705-1604	75705-1605		
		75705-1606	75705-1607	75705-1608	75705-1609	75705-1612	75705-1613		
		75705-1614	75705-1615	75705-1616	75705-1617	75705-1618	75705-1619		
		75705-1622	75705-1623	75705-1624	75705-1625	75705-1626	75705-1627		
		75705-1628	75705-1629	75705-1632	75705-1633	75705-1634	75705-1635		
		75705-1636	75705-1637	75705-1638	75705-1639				
		Guide Left	6	75705-2602	75705-2603	75705-2604	75705-2605	75705-2606	75705-2607
				75705-2608	75705-2609	75705-2612	75705-2613	75705-2614	75705-2615
				75705-2616	75705-2617	75705-2618	75705-2619	75705-2622	75705-2623
75705-2624	75705-2625			75705-2626	75705-2627	75705-2628	75705-2629		
75705-2632	75705-2633			75705-2634	75705-2635	75705-2636	75705-2637		
75705-2638	75705-2639			75705-2642	75705-2643	75705-2644	75705-2645		
75705-2646	75705-2647			75705-2648	75705-2649	75705-2652	75705-2653		
75705-2654	75705-2655			75705-2656	75705-2657	75705-2658	75705-2659		
75705-2662	75705-2663			75705-2664	75705-2665	75705-2666	75705-2667		
75705-2668	75705-2669			75705-2672	75705-2673	75705-2674	75705-2675		
75705-2676	75705-2677			75705-2678	75705-2679	75705-2682	75705-2683		
75705-2684	75705-2685			75705-2686	75705-2687	75705-2688	75705-2689		
75705-3602	75705-3603			75705-3604	75705-3605	75705-3606	75705-3607		
75705-3608	75705-3609			75705-3612	75705-3613	75705-3614	75705-3615		
75705-3616	75705-3617			75705-3618	75705-3619	75705-3622	75705-3623		

I-Trac™ Backplane Press-In Tool

		75705 Series Numbers					
Guide Style	Columns	Assembly Order Number					
Guide Left	6	75705-3624	75705-3625	75705-3626	75705-3627	75705-3628	75705-3629
		75705-3632	75705-3633	75705-3634	75705-3635	75705-3636	75705-3637
		75705-3638	75705-3639	75705-3642	75705-3643	75705-3644	75705-3645
		75705-3646	75705-3647	75705-3648	75705-3649	75705-3652	75705-3653
		75705-3654	75705-3655	75705-3656	75705-3657	75705-3658	75705-3659
		75705-3662	75705-3663	75705-3664	75705-3665	75705-3666	75705-3667
		75705-3668	75705-3669	75705-3672	75705-3673	75705-3674	75705-3675
		75705-3676	75705-3677	75705-3678	75705-3679	75705-3682	75705-3683
		75705-3684	75705-3685	75705-3686	75705-3687	75705-3688	75705-3689
Guide Right	6	75705-4602	75705-4603	75705-4604	75705-4605	75705-4606	75705-4607
		75705-4608	75705-4609	75705-4612	75705-4613	75705-4614	75705-4615
		75705-4616	75705-4617	75705-4618	75705-4619	75705-4622	75705-4623
		75705-4624	75705-4625	75705-4626	75705-4627	75705-4628	75705-4629
		75705-4632	75705-4633	75705-4634	75705-4635	75705-4636	75705-4637
		75705-4638	75705-4639	75705-4642	75705-4643	75705-4644	75705-4645
		75705-4646	75705-4647	75705-4648	75705-4649	75705-4652	75705-4653
		75705-4654	75705-4655	75705-4656	75705-4657	75705-4658	75705-4659
		75705-4662	75705-4663	75705-4664	75705-4665	75705-4666	75705-4667
		75705-4668	75705-4669	75705-4672	75705-4673	75705-4674	75705-4675
		75705-4676	75705-4677	75705-4678	75705-4679	75705-4682	75705-4683
		75705-4684	75705-4685	75705-4686	75705-4687	75705-4688	75705-4689
		75705-5602	75705-5603	75705-5604	75705-5605	75705-5606	75705-5607
		75705-5608	75705-5609	75705-5612	75705-5613	75705-5614	75705-5615
		75705-5616	75705-5617	75705-5618	75705-5619	75705-5622	75705-5623
		75705-5624	75705-5625	75705-5626	75705-5627	75705-5628	75705-5629
		75705-5632	75705-5633	75705-5634	75705-5635	75705-5636	75705-5637
		75705-5638	75705-5639	75705-5642	75705-5643	75705-5644	75705-5645
		75705-5646	75705-5647	75705-5648	75705-5649	75705-5652	75705-5653
		75705-5654	75705-5655	75705-5656	75705-5657	75705-5658	75705-5659
75705-5662	75705-5663	75705-5664	75705-5665	75705-5666	75705-5667		
75705-5668	75705-5669	75705-5672	75705-5673	75705-5674	75705-5675		
75705-5676	75705-5677	75705-5678	75705-5679	75705-5682	75705-5683		
75705-5684	75705-5685	75705-5686	75705-5687	75705-5688	75705-5689		
Guide Left With End Wall	6	75705-6602	75705-6603	75705-6604	75705-6605	75705-6606	75705-6607
		75705-6608	75705-6609	75705-6612	75705-6613	75705-6614	75705-6615
		75705-6616	75705-6617	75705-6618	75705-6619	75705-6622	75705-6623
		75705-6624	75705-6625	75705-6626	75705-6627	75705-6628	75705-6629
		75705-6632	75705-6633	75705-6634	75705-6635	75705-6636	75705-6637
		75705-6638	75705-6639	75705-6642	75705-6643	75705-6644	75705-6645
		75705-6646	75705-6647	75705-6648	75705-6649	75705-6652	75705-6653
		75705-6654	75705-6655	75705-6656	75705-6657	75705-6658	75705-6659
		75705-6662	75705-6663	75705-6664	75705-6665	75705-6666	75705-6667
		75705-6668	75705-6669	75705-6672	75705-6673	75705-6674	75705-6675
		75705-6676	75705-6677	75705-6678	75705-6679	75705-6682	75705-6683
		75705-6684	75705-6685	75705-6686	75705-6687	75705-6688	75705-6689
		75705-7602	75705-7603	75705-7604	75705-7605	75705-7606	75705-7607
		75705-7608	75705-7609	75705-7612	75705-7613	75705-7614	75705-7615
		75705-7616	75705-7617	75705-7618	75705-7619	75705-7622	75705-7623
		75705-7624	75705-7625	75705-7626	75705-7627	75705-7628	75705-7629
		75705-7632	75705-7633	75705-7634	75705-7635	75705-7636	75705-7637
		75705-7638	75705-7639	75705-7642	75705-7643	75705-7644	75705-7645
		75705-7646	75705-7647	75705-7648	75705-7649	75705-7652	75705-7653
		75705-7654	75705-7655	75705-7656	75705-7657	75705-7658	75705-7659
75705-7662	75705-7663	75705-7664	75705-7665	75705-7666	75705-7667		

I-Trac™ Backplane Press-In Tool

75705 Series Numbers							
Guide Style	Columns	Assembly Order Number					
Guide Left With End Wall	6	75705-7668	75705-7669	75705-7672	75705-7673	75705-7674	75705-7675
		75705-7676	75705-7677	75705-7678	75705-7679	75705-7682	75705-7683
		75705-7684	75705-7685	75705-7686	75705-7687	75705-7688	75705-7689
Guide Right With End Wall	6	75705-8602	75705-8603	75705-8604	75705-8605	75705-8606	75705-8607
		75705-8608	75705-8609	75705-8612	75705-8613	75705-8614	75705-8615
		75705-8616	75705-8617	75705-8618	75705-8619	75705-8622	75705-8623
		75705-8624	75705-8625	75705-8626	75705-8627	75705-8628	75705-8629
		75705-8632	75705-8633	75705-8634	75705-8635	75705-8636	75705-8637
		75705-8638	75705-8639	75705-8642	75705-8643	75705-8644	75705-8645
		75705-8646	75705-8647	75705-8648	75705-8649	75705-8652	75705-8653
		75705-8654	75705-8655	75705-8656	75705-8657	75705-8658	75705-8659
		75705-8662	75705-8663	75705-8664	75705-8665	75705-8666	75705-8667
		75705-8668	75705-8669	75705-8672	75705-8673	75705-8674	75705-8675
		75705-8676	75705-8677	75705-8678	75705-8679	75705-8682	75705-8683
		75705-8684	75705-8685	75705-8686	75705-8687	75705-8688	75705-8689
		75705-9602	75705-9603	75705-9604	75705-9605	75705-9606	75705-9607
		75705-9608	75705-9609	75705-9612	75705-9613	75705-9614	75705-9615
		75705-9616	75705-9617	75705-9618	75705-9619	75705-9622	75705-9623
		75705-9624	75705-9625	75705-9626	75705-9627	75705-9628	75705-9629
		75705-9632	75705-9633	75705-9634	75705-9635	75705-9636	75705-9637
		75705-9638	75705-9639	75705-9642	75705-9643	75705-9644	75705-9645
		75705-9646	75705-9647	75705-9648	75705-9649	75705-9652	75705-9653
		75705-9654	75705-9655	75705-9656	75705-9657	75705-9658	75705-9659
75705-9662	75705-9663	75705-9664	75705-9665	75705-9666	75705-9667		
75705-9668	75705-9669	75705-9672	75705-9673	75705-9674	75705-9675		
75705-9676	75705-9677	75705-9678	75705-9679	75705-9682	75705-9683		
75705-9684	75705-9685	75705-9686	75705-9687	75705-9688	75705-9689		
75991 Series Numbers							
Guide Style	Columns	Assembly Order Number					
Custom	6	75991-0001	75991-0002	75991-0006	75991-0007	75991-0008	75991-0010
		75991-0011	75991-0012	75991-0014	75991-0017	75991-0020	75991-0021
		75991-0028	75991-0036	75991-0037	75991-0038	75991-0040	75991-0041
		75991-0043	75991-0044	75991-0045	75991-0046	75991-0047	75991-0048
		75991-0049	75991-0053	75991-0054	75991-0055	75991-0056	75991-0064
		75991-0065	75991-0067	75991-0068			

Tool Setup

Depending on the number of connectors to be installed and/or the press used, this tool can be used alone or with a group of press-in tools, mounted in a 62201-95XX rail (ordered separately). See Figure 1.

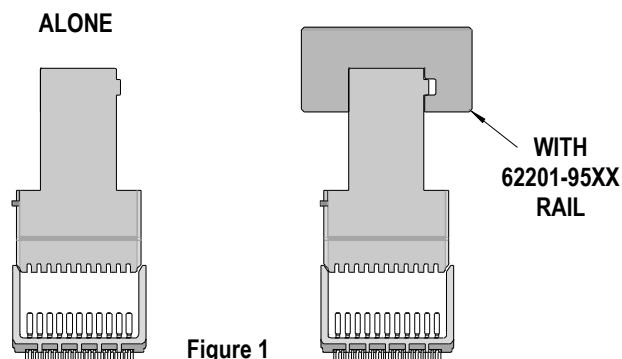


Figure 1

Tool Installation continued

The 62201-95XX rail is available in a variety of lengths to accommodate multiple press-in tools.

Rail Part Number	Rail Overall Length
62201-9501	24mm (0.94 in)
62201-9502	72mm (2.83 in)
62201-9503	156mm (6.14 in)
62201-9504	216mm (8.50 in)
62201-9509	254mm (10.0 in)
62201-9511	305mm (12.0 in)

Reference: This Press-In Tool is 22.2mm (0.87 in.) long.

Printed Circuit Board (PCB) Support

The I-Trac™ connectors require up to 1.81kg (4 lb) of force per pin to press into the PCB. To prevent excessive PCB flexure and/or damage to the PCB, a support plate is strongly recommended directly beneath the connector hole pattern.

Due to the custom nature of every application, Molex does not offer any PCB support plate. The customer must furnish their own support plate.

When creating the PCB support plate, remember to allow clearance for the connector pins as they pass through the PCB thickness.

Press Equipment Recommendations

Many types of presses can be used to install I-Trac™ connectors, but to assure consistent connector installation Molex recommends the following press criteria:

1. The capability to detect force variations as low as 4.5kg (10 lb) during the press-in cycle; excessive force measurements should stop the press-in cycle.
2. The rate of pressing can be regulated as low as 0.13mm (0.005 in) per second.
3. Press stroke control to within 0.25mm (0.010 in).
4. Total press stroke must be at least 19mm (0.75 in).
5. For statistical purposes, automatic collection of force and distance data.

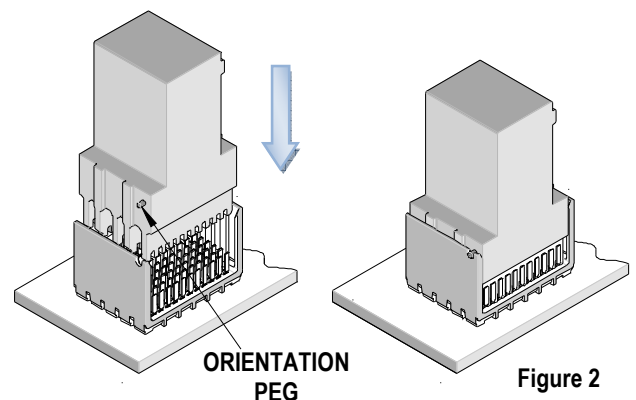


Figure 2

I-Trac™ Backplane Press-In Tool

Tool Operation

1. Carefully insert, by hand, the backplane signal module(s) into the PCB hole pattern. Make sure the connector(s) are oriented properly by confirming the location of the #1 circuit notch with respect to the PCB layout.
2. Insert the application tool into the header assembly with the orientation peg on the tool entering the #1 circuit notch at the top of the connector housing. See Figure 2.
3. Using the application tool and an appropriate press, seat the header assembly until there is less than 0.10mm (.004 in) clearance between the bottom of the plastic housing and the surface of the PCB. See Figure 3.

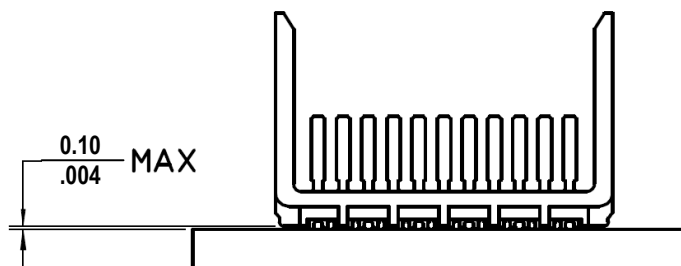


Figure 3

There should be no broken stand-offs along the perimeter of the part (an indication of over-pressing).

CAUTION: To prevent injury, never operate any press without the guards in place. Refer to the press manufacturer's instruction manual.

CAUTION: Molex application tooling specifications are valid only when used with Molex connectors and tooling.

Contact Information

For more information on Molex application tooling please contact Molex at 1-800-786-6539.

Visit our Web site at <http://www.molex.com>