Excellent Integrated System Limited

Stocking Distributor

Click to view price, real time Inventory, Delivery & Lifecycle Information:

TE Connectivity AMP Connectors
1744095-9

For any questions, you can email us directly:
sales@integrated-circuit.com

Distributor of TE Connectivity AMP Connectors: Excellent Integrated System Limited
Datasheet of 1744095-9 - CONN HEADER 9POS VERT .156 TIN
Contact us: sales@integrated-circuit.com Website: www.integrated-circuit.com

THIS DRAWING IS UNPUBLISHED. RELEASED FOR PUBLICATION
© COPYRIGHT - BY TYCO ELECTRONICS CORPORATION. ALL RIGHTS RESERVED.

DR	DST
CM	00

REVISIONS

P	LTR	DESCRIPTION	DATE	DR	APVD
	O	EC 0038 1108 04	04OCT05	BSV	DB

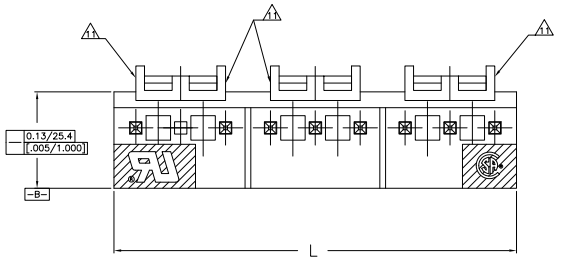

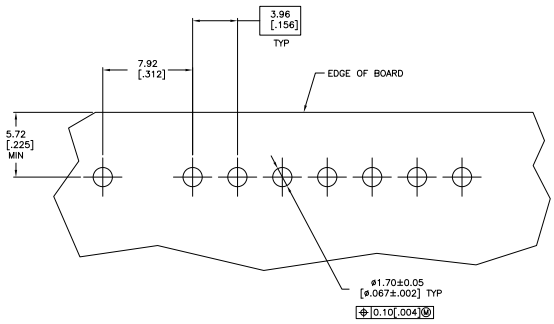

10 RECOMMENDED MOUNTING HOLE PATTERN FOR 1.57 [.062] THICK P.C. BOARD

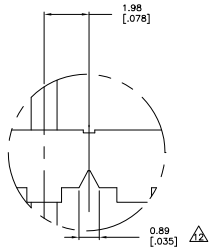

DETAIL A
SCALE 12:1

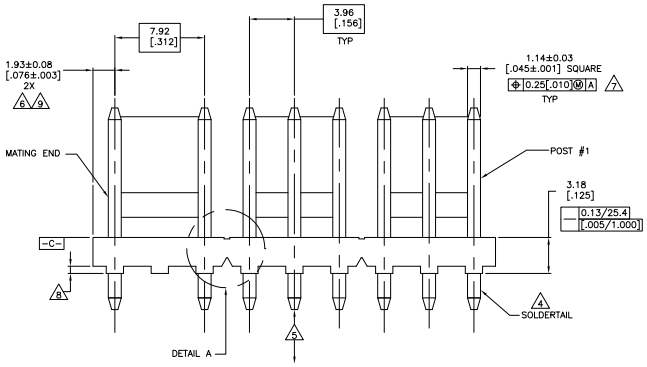

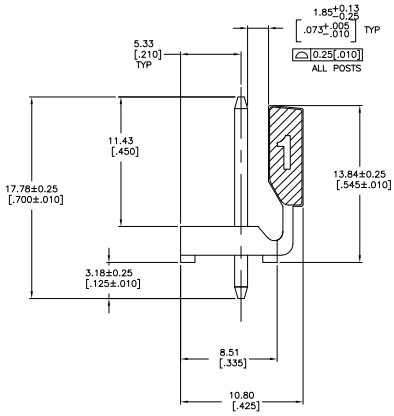

1. MATERIAL
   HOUSING: THERMOPLASTIC POLYESTER, GLASS FILLED DR-48, UL94V-0.
   POST: COPPER ALLOY
2. FINISH
   HOUSING: BLACK
   POST: MATTE TIN PLATE, 0.00380-0.00880 [.000150-.000350] THICK OVER NICKEL UNDERPLATE, 0.00130 [.000050] MINIMUM THICK.
3. THIS PART IS ROHS/ELV COMPLIANT.
4. POST SOLDERTAILS COMPLY WITH TYCO SOLDERABILITY SPECIFICATION 109-11-2.
5. POST WITHSTANDS 13.34 NEWTONS (3 LBS) MINIMUM AXIAL FORCE IN EITHER DIRECTION WITHOUT DISLODGING.
6. APPLIES AT -C-
7. APPLIES WHEN THE HEADER IS STRAIGHT.
8. PLASTIC PROJECTIONS PERMITTED IN THIS ZONE.
9. COORDINATE DIMENSIONS APPLIES FROM CENTER OF THE ACTUAL FEATURE.
10. SOLDER SIDE OF BOARD IS SHOWN.
11. EDGE OF POLARIZING LOCK WALL TO BE IN LINE WITH CENTERLINE OF ADJACENT POST WITHIN ±0.13 [.005].
12. NOTCH SHOWN MAY OR MAY NOT APPEAR.

BACK WALL INTERRUPTIONS BETWEEN POSTS		NO. OF POSTIONS	PART NUMBER
3&4 6&7	35.53 [1.399] L	9	1744095-9

METRIC

THIS DRAWING IS A CONTROLLED DOCUMENT.

DIMENSIONS: mm [INCHES]

TOLERANCES UNLESS OTHERWISE SPECIFIED:
0 PLC ± –
1 PLC ± –
2 PLC ± 0.13 [.005]
3 PLC ± –
4 PLC ± –
ANGLES ± –
FINISH

MATERIAL 1 2

DWN S. HOOVER 23SEP04
CHK D. BOSSI 23SEP04
APVD D. BOSSI 23SEP04
PRODUCT SPEC
APPLICATION SPEC
WEIGHT –

Tyco Electronics Corporation
Harrisburg, PA 17105-3608

NAME MTA-.156 HEADER ASSEMBLY, FRICTION LOCK, STRAIGHT .045 SQUARE POST, TIN PLATED, POLARIZED LOCK, OMITTED POST #8

SIZE A1 CAGE CODE 00779 DRAWING NO C-1744095 RESTRICTED TO –

CUSTOMER DRAWING SCALE 6:1 SHEET 1 OF 1 REV O

AMP 4805 REV 31MAR2000