

Excellent Integrated System Limited

Stocking Distributor

Click to view price, real time Inventory, Delivery & Lifecycle Information:

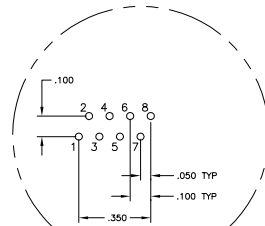
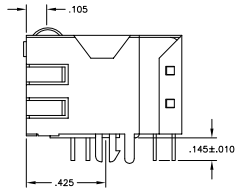
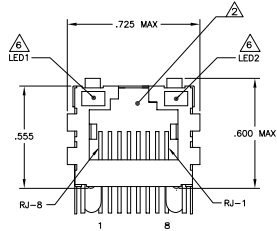
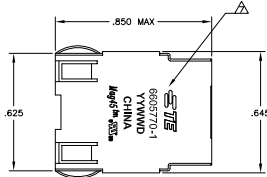
[TE Connectivity AMP Connectors](#)
[1-6605770-1](#)

For any questions, you can email us directly:
sales@integrated-circuit.com

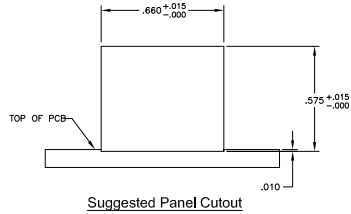
THIS DRAWING IS UNCLASSIFIED. RECORD FOR FUTURE USE. ALL RIGHTS RESERVED.

REV	DATE	DESCRIPTION	BY	CHK	APP
B	REV PER ECO-08-030208				
D1	REVISED PER ECO-08-030927				
C	ECO-11-015766				

MECHANICAL:

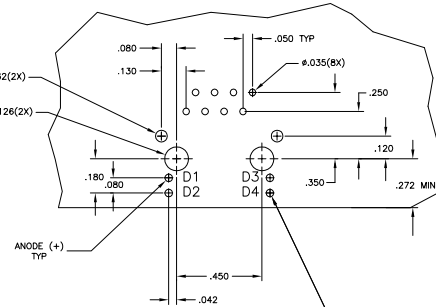
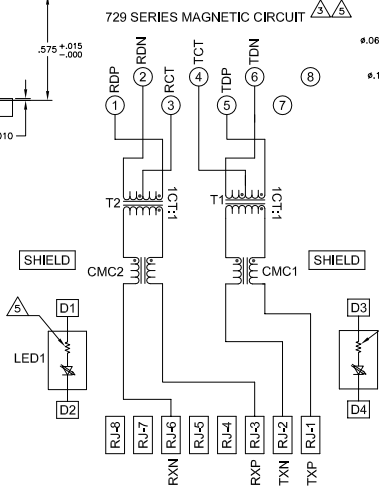


Pin Designations



Suggested Panel Cutout

729 SERIES MAGNETIC CIRCUIT



Suggested PCB Layout (Component Side)

- △ MATERIALS:
 - HOUSING - THERMOPLASTIC PET POLYESTER FLAMMABILITY RATING UL 94V-0.
 - SHIELD - .010" THICK, C26800 BRASS PREPLATED WITH 30µINCH MIN SEM-BRIGHT NICKEL. SOLDER TABS POST DIPPED WITH 100µINCH MIN SAC SOLDER.
 - MOD JACK CONTACTS - 0.0157" x 0.018" PHOSPHOR BRONZE, 50µINCH MIN OVERALL NICKEL UNDERPLATE, WITH SELECT 50µINCH MIN HARD GOLD FINISH PLATE.
 - SOLDER TAILS WITH 100µINCH MIN WHITE TIN AND/OR SAC SOLDER DIP.
 - LIGHT EMITTING DIODE(LED) - DIFFUSED EPOXY LENS, .020" x .020" CARBON STEEL WIREFRAME LEADS PRE-PLATED WITH 80µINCH SILVER OVER 40µINCH NICKEL UNDERPLATE OVER 40µINCH COPPER UNDERPLATE, POST-PLATED WITH 100µINCH MIN WHITE TIN AND/OR SAC SOLDER DIP OR PURE TIN SOLDER DIP.
- △ RJ45 JACK CAVITY CONFORMS TO FCC RULES AND REGULATIONS PART 68, SUB PART F.
- △ MAGNETICS
 - APPLICATION: 10 BASE-T
 - IMPEDANCE: 100 OHMS
 - TURNS RATIO (CHIP-CABLE): TX = 11, RX = 11
 - TRANSMIT OPEN CIRCUIT INDUCTANCE (OCL): 14.0µH MIN @ 100kHz, 0.1VRMS
 - LEAKAGE INDUCTANCE (LL): 0.4µH MAX @ 100kHz, 0.1VRMS
 - INTERWINDING CAPACITANCE (ICW): 55pF MAX @ 100kHz, 0.1VRMS
 - ISOLATION VOLTAGE (Z50VDC (MAX)) FOR 60 SECONDS WITH A RISE TIME OF 500V/SEC.
- 4. OPERATING TEMPERATURE: FROM 0°C TO +70°C.
- △ INDICATED CONNECTIONS ARE FOR NIC CONFIGURATION.
- △ THE 250 OHM RESISTOR IS INCLUDED IN THE LEADS. LEADS ARE DRIVEN WITH 5V VOLTAGE AND THE MAX OPERATING CURRENT IS 20mA. LED COLOR: DOMINANT WAVELENGTH (D): GREEN 568 nm TYP @ VF=5V FORWARD CURRENT (IF): GREEN 12mA TYP @ VF=5V DOMINANT WAVELENGTH (D): YELLOW 588 nm TYP @ VF=5V FORWARD CURRENT (IF): YELLOW 13mA TYP @ VF=5V
- △ TE CONNECTIVITY LOGO, PART NUMBER, DATE CODE, COUNTRY OF ORIGIN AND AGENCY APPROVAL MARKING IN APPROXIMATE LOCATION SHOWN.
- 8. THESE PARTS ARE RECOMMENDED FOR WAVE SOLDERING PROCESS. PREHEAT TEMPERATURE IS 120°C TO 140°C, 10 SECONDS TO 180 SECONDS. PEAK WAVE SOLDERING TEMPERATURE IS 260°C MAX, 10 SECONDS MAX.
- △ OBSOLETE PARTS: OBSOLETE CIS STREAMLINING PER D.RENAUD/D.SINISI

OBsolete	GREEN	GREEN	1-6605770-1
	GREEN	YELLOW	6605770-1

THIS DRAWING IS A CONTROLLED DOCUMENT		REVISIONS		TE Connectivity	
DATE	REV	DESCRIPTION	BY	CHK	APP
108-2100	1	1X1 MAGJACK(M), MODULAR JACK, SHIELDED, 7N3 SCHEMATIC, 729 SERIES MAGNETIC CIRCUIT, WITH RESISTOR LEADS FOR 10BASE-T APPLICATIONS			
108-2100	2				
108-2100	3				
108-2100	4				
108-2100	5				
108-2100	6				
108-2100	7				
108-2100	8				
108-2100	9				
108-2100	10				
108-2100	11				
108-2100	12				
108-2100	13				
108-2100	14				
108-2100	15				
108-2100	16				
108-2100	17				
108-2100	18				
108-2100	19				
108-2100	20				
108-2100	21				
108-2100	22				
108-2100	23				
108-2100	24				
108-2100	25				
108-2100	26				
108-2100	27				
108-2100	28				
108-2100	29				
108-2100	30				
108-2100	31				
108-2100	32				
108-2100	33				
108-2100	34				
108-2100	35				
108-2100	36				
108-2100	37				
108-2100	38				
108-2100	39				
108-2100	40				
108-2100	41				
108-2100	42				
108-2100	43				
108-2100	44				
108-2100	45				
108-2100	46				
108-2100	47				
108-2100	48				
108-2100	49				
108-2100	50				
108-2100	51				
108-2100	52				
108-2100	53				
108-2100	54				
108-2100	55				
108-2100	56				
108-2100	57				
108-2100	58				
108-2100	59				
108-2100	60				
108-2100	61				
108-2100	62				
108-2100	63				
108-2100	64				
108-2100	65				
108-2100	66				
108-2100	67				
108-2100	68				
108-2100	69				
108-2100	70				
108-2100	71				
108-2100	72				
108-2100	73				
108-2100	74				
108-2100	75				
108-2100	76				
108-2100	77				
108-2100	78				
108-2100	79				
108-2100	80				
108-2100	81				
108-2100	82				
108-2100	83				
108-2100	84				
108-2100	85				
108-2100	86				
108-2100	87				
108-2100	88				
108-2100	89				
108-2100	90				
108-2100	91				
108-2100	92				
108-2100	93				
108-2100	94				
108-2100	95				
108-2100	96				
108-2100	97				
108-2100	98				
108-2100	99				
108-2100	100				