

# ALUMINUM ELECTROLYTIC CAPACITORS



Chip Type, For Audio Equipment  
Wide Temperature Range



- Chip type acoustic series within the wide temperature range.
- Applicable to automatic mounting machine fed with carrier tape.
- Compliant to the RoHS directive (2011/65/EU)



## Specifications

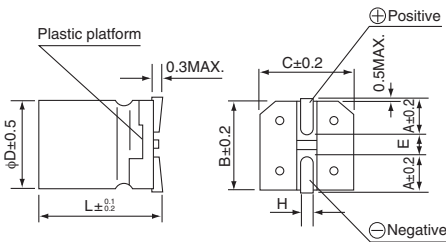
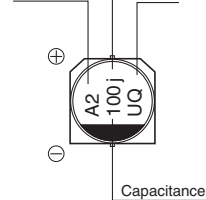
Item	Performance Characteristics						
Category Temperature Range	-40 to +105°C						
Rated Voltage Range	6.3 to 50V						
Rated Capacitance Range	0.1 to 1000μF						
Capacitance Tolerance	±20% (120Hz, 20°C)						
Leakage Current	After 1 minute's application of rated voltage at 20°C, leakage current is not more than 0.03 CV or 4 (μA), whichever is greater.						
Tangent of loss angle (tan δ)	Measurement frequency : 120Hz at 20°C						
	Rated voltage (V)	6.3	10	16	25	35	50
Stability at Low Temperature	Measurement frequency : 120Hz						
	Impedance ratio	Z-25°C / Z+20°C	4	3	2	2	2
	ZT / Z20 (MAX.)	Z-40°C / Z+20°C	8	5	4	3	3
Endurance	The specifications listed at right shall be met when the capacitors are restored to 20°C after the rated voltage is applied for 1000 hours at 105°C.		Capacitance change				Within ±20% of the initial capacitance value
			tan δ				200% or less than the initial specified value
Shelf Life	After storing the capacitors under no load at 105°C for 1000 hours and then performing voltage treatment based on JIS C 5101-4 clause 4.1 at 20°C, they shall meet the specified values for the endurance characteristics listed above.		Leakage current				Less than or equal to the initial specified value
			Capacitance change				Within ±10% of the initial capacitance value
Resistance to soldering heat	The capacitors are kept on a hot plate for 30 seconds, which is maintained at 250°C. The capacitors shall meet the characteristic requirements listed at right when they are removed from the plate and restored to 20°C.		tan δ				Less than or equal to the initial specified value
			Leakage current				Less than or equal to the initial specified value
Marking	Black print on the case top.						

## Chip Type

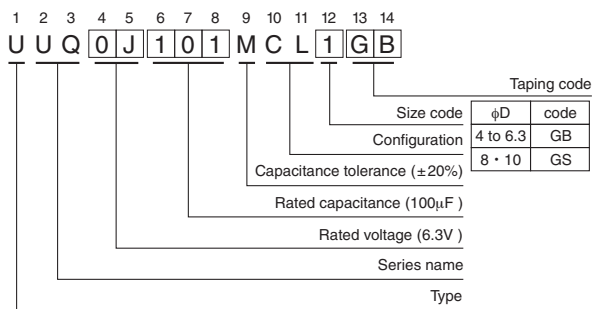
(φ4 to φ6.3)

Voltage (j:6.3V)

Lot No.



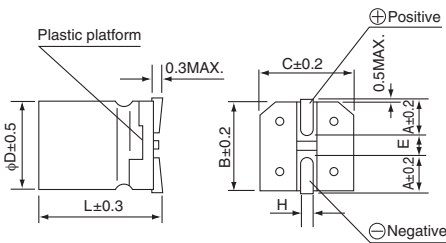
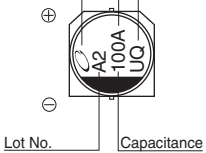
## Type numbering system (Example : 6.3V 100μF)



(φ8 × 6.2L)

Voltage (A : 10V)

Trade mark

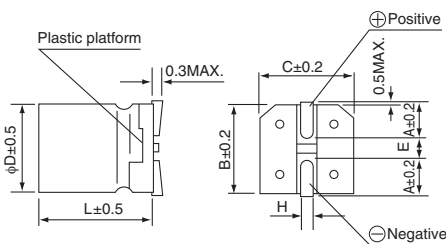
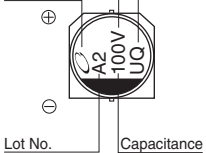


φD × L	4 × 5.4	5 × 5.4	6.3 × 5.4	8 × 6.2	8 × 10	10 × 10
A	1.8	2.1	2.4	3.3	2.9	3.2
B	4.3	5.3	6.6	8.3	8.3	10.3
C	4.3	5.3	6.6	8.3	8.3	10.3
E	1.0	1.3	2.2	2.3	3.1	4.5
L	5.4	5.4	5.4	6.2	10	10
H	0.5 to 0.8	0.5 to 0.8	0.5 to 0.8	0.5 to 0.8	0.8 to 1.1	0.8 to 1.1

(φ8 × 10L, φ10 × 10L)

Voltage (V : 35V)

Trade mark



### Rated voltage

V	6.3	10	16	25	35	50
Code	j	A	C	E	V	H

● Dimension table in next page.



## ■ Dimensions

Cap. (μF)	Code	V		6.3		10		16		25		35		50	
		0J	1A	1C	1E	1V	1H								
0.1	0R1													4 × 5.4	1.0
0.22	R22													4 × 5.4	2.6
0.33	R33													4 × 5.4	3.2
0.47	R47													4 × 5.4	3.8
1	010													4 × 5.4	6.2
2.2	2R2													4 × 5.4	11
3.3	3R3													4 × 5.4	14
4.7	4R7													4 × 5.4	15
10	100			4 × 5.4	22	4 × 5.4	18	5 × 5.4	23	5 × 5.4	25	6.3 × 5.4	30	5 × 5.4	19
22	220	4 × 5.4	22	5 × 5.4	27	5 × 5.4	30	6.3 × 5.4	38	6.3 × 5.4	42	8 × 6.2	51	8 × 6.2	30
33	330	5 × 5.4	30	5 × 5.4	35	6.3 × 5.4	40	6.3 × 5.4	48	8 × 6.2	59	8 × 10	140	8 × 10	140
47	470	5 × 5.4	36	6.3 × 5.4	46	6.3 × 5.4	50	8 × 6.2	66	8 × 10	155	8 × 10	180	8 × 10	180
100	101	6.3 × 5.4	60	○6.3 × 5.4	60 (90)	●8 × 6.2	102 (210)	8 × 10	155	10 × 10	300	10 × 10	220	10 × 10	220
220	221	●8 × 6.2	102 (210)	●8 × 6.2	102 (210)	△8 × 10	210 (310)	10 × 10	300	10 × 10	300				
330	331	●8 × 6.2	102 (210)	△8 × 10	210 (310)	△8 × 10	210 (310)								
470	471	△8 × 10	210 (310)	△8 × 10	210 (310)	△8 × 10	210 (310)								
1000	102	10 × 10	310											Case size φD × L (mm)	Rated ripple

Size φ8 × 6.2L is available for capacitors marked "○".

Size φ8 × 10L is available for capacitors marked "●".

Size φ10 × 10L is available for capacitors marked "△".

※ In this case, [6] will be put at 12th digit of type numbering system.

Rated ripple current (mArms) at 105°C 120Hz

## ● Frequency coefficient of rated ripple current

Frequency	50 Hz	120 Hz	300 Hz	1 kHz	10 kHz or more
Coefficient	0.70	1.00	1.17	1.36	1.50

- Taping specifications are given in page 23.
- Recommended land size, soldering by reflow are given in page 18, 19.
- Please refer to page 3 for the minimum order quantity.