

Excellent Integrated System Limited

Stocking Distributor

Click to view price, real time Inventory, Delivery & Lifecycle Information:

[Powerex Inc.](#)
[RM25HG-24S](#)

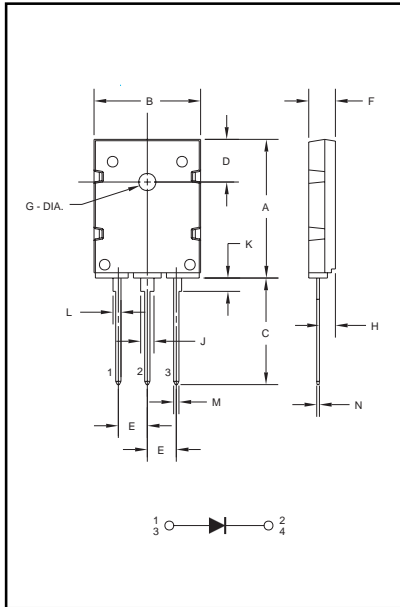
For any questions, you can email us directly:
sales@integrated-circuit.com



RM25HG-24S


Powerex, Inc., 200 Hillis Street, Youngwood, Pennsylvania 15697-1800 (724) 925-7272

**Super Fast Recovery
Single Diode
25 Amperes/1200 Volts**



Outline Drawing

Dimension	Inches	Millimeters
A	1.02±0.02	26.0±0.5
B	0.81 Max.	20.5 Max.
C	0.79 Min.	20.0 Min.
D	0.24±0.008	6.0±0.2
E	0.214±0.012	5.45±0.3
F	0.20±0.012	5.0±0.3
G	0.214±0.012 Dia. Dia. 3.2±0.2	
H	0.12±0.012	3.0±0.3
J	0.10±0.012	2.5±0.3
K	0.10	2.5
L	0.08±0.012	2.0±0.3
M	0.04±0.008	1.0±0.2
N	0.02±0.008	0.6±0.2



**RM25HG-24S
Super Fast Recovery
Single Diode
25 Amperes/1200 Volts**

Description:

Powerex Super Fast Recovery Diodes are designed for use in applications requiring fast switching.

Features:

- Non-Isolated Package
- Planar Chips
- $t_{rr} = 300$ ns Max.

Applications:

- Snubber Circuits
- Switching Power Supplies
- Free Wheeling

Ordering Information:

Select the complete eight digit part number you desire from the table below.

Example: RM25HG-24S is a 1200 Volt, 25 Ampere Super Fast Recovery Single Diode.

Type	Current Rating Amperes	Voltage Volts (x50)
RM	25	24



Powerex, Inc., 200 Hillis Street, Youngwood, Pennsylvania 15697-1800 (724) 925-7272

RM25HG-24S
Super Fast Recovery
Single Diode
 25 Amperes/1200 Volts

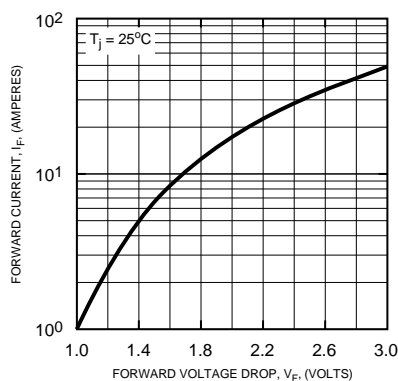
Absolute Maximum Ratings

Characteristics	Symbol	Conditions	RM25HG-24S	Units
Peak Reverse Blocking Voltage	V_{RRM}	—	1200	Volts
DC Reverse Blocking Voltage	$V_{R(DC)}$	—	960	Volts
DC Current, $T_C = 80^\circ\text{C}$ (Resistive Load)	$I_F(DC)$	—	25	Amperes
Peak Half-Cycle Surge (Non-Repetitive) On-State Current (60Hz)	I_{FSM}	—	500	Amperes
I^2t for Fusing, (8.3 milliseconds)	I^2t	—	—	A ² sec
Storage Temperature	T_{STG}	—	-40 to 125	$^\circ\text{C}$
Operating Temperature	T_j	—	-40 to 150	$^\circ\text{C}$
Maximum Mounting Torque M3 Mounting Screw	—	—	10	kg.-cm.
Weight (Typical)	—	—	10	Grams

Electrical and Thermal Characteristics, $T_j = 25^\circ\text{C}$ unless otherwise specified

Characteristics	Symbol	Test Conditions	RM25HG-24S	Units
Blocking State Maximums				
Reverse Leakage Current, Peak	I_{RRM}	$T_j = 125^\circ\text{C}$, $V_{RRM} = \text{Rated}$	1	mA
	—	$T_j = 25^\circ\text{C}$, $V_{RRM} = \text{Rated}$	0.1	mA
Conducting State Maximums				
Peak On-State Voltage	V_{FM}	$T_j = 25^\circ\text{C}$, $I_{FM} = 100\text{A}$	4.0	Volts
Switching Minimums				
Reverse Recovery Time	t_{rr}	$T_j = 25^\circ\text{C}$, $I_{FM} = 100\text{A}$	0.3	μs
Reverse Recovery Charge	Q_{rr}	$di/dt = -500\text{A}/\mu\text{s}$, $V_R = 600\text{V}$	—	μC
Lead Strength	—	Tension Load: 2.5 kg.	30	s
	—	Bending Load: 1 kg. Bent to 90°	2	Times
Thermal Maximums				
Thermal Resistance, Junction-to-Case	$R_{\theta(J-C)}$	Diode	0.5	$^\circ\text{C}/\text{Watt}$
Contact Thermal Resistance, Case-to-Fin	$R_{\theta(C-S)}$	Case to Fin, Thermal Grease Applied	0.5	$^\circ\text{C}/\text{Watt}$

FORWARD CHARACTERISTICS (TYPICAL)



REVERSE RECOVERY CHARACTERISTICS (TYPICAL)

